


TRI MO QBISS SCREEN

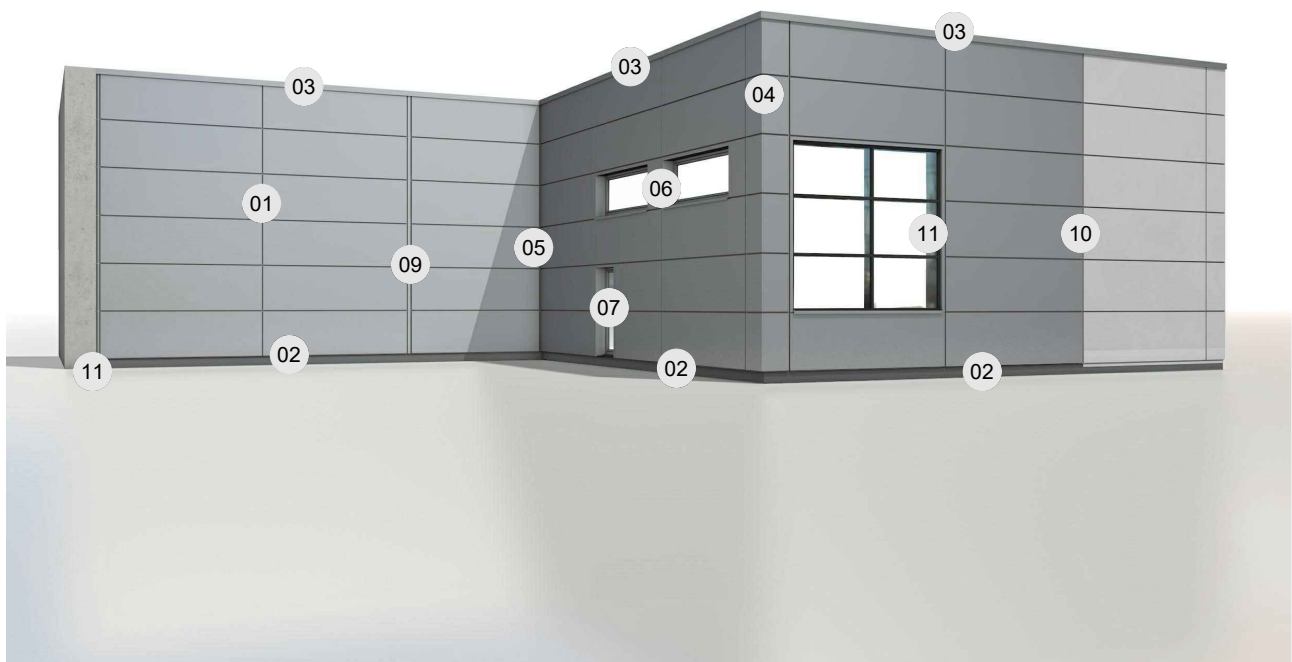


DESIGN DETAILS
QBISS SCREEN MW

HORIZONTAL
INSTALLATION

**QBISS
SCREEN MW**

- QSMW-H-01 JOINT
- QSMW-H-02 BASE
- QSMW-H-03 PARAPET
- QSMW-H-04 EXTERNAL CORNER
- QSMW-H-05 INTERNAL CORNER
- QSMW-H-06 WINDOW
- QSMW-H-07 DOOR
- QSMW-H-09 DILATATION
- QSMW-H-10 TRIMO SYSTEM CONNECTION
- QSMW-H-11 OTHER SYSTEM CONNECTION



HORIZONTAL INSTALLATION

QBISS SCREEN MW

NOTES

- Subject of details are only positioned elements, except where indicated separately!
- For items, that are not in the supply of Trimo d.o.o., Trimo d.o.o. is not responsible!
- Used materials must comply with the local regulations in force.
- All components must be used and installed in accordance with manufacturer's instructions.
- Substructure to be determined in accordance with the requirements of the project.
- Substructure must comply with structural analysis.
- In details, the substructure is only schematic.
- The system appropriate for substructure within ± 2 mm tolerance!
- Statical calculation for fixing screws quantity to be done!
- In case of a connection of materials with different electric potentials, use a relevant isolator.
- The material of the flashings has the default properties of the outer sheet of the façade element.
- Fire and lightning protection must comply with the local regulations in force.
- Direction of installation must be specified.

VENTILATION GAP

- Minimal cross section of unhindered air gap according to country is:
 - general: $5 \text{ cm}^2/\text{m}$ for unventilated facades (EN ISO 6946:2008),
 - general: $5 - 15 \text{ cm}^2/\text{m}$ for partially ventilated facades (EN ISO 6946:2008),
 - general: $> 15 \text{ cm}^2/\text{m}$ for fully ventilated facades (EN ISO 6946:2008),
 - Germany: $5 - 10 \text{ mm}$ /cross section or $50 - 100 \text{ cm}^2/\text{m}$ ali $5-10\%$ gap cross section (DIN 18516:1999),
 - Austria: min. 15 mm /cross section or $150 \text{ cm}^2/\text{m}$ or 15% gap cross section (ONORM B 2219),
 - Great Britain: $> 5 \text{ cm}^2/\text{m}$ (BS 5250:2002) ori
 - Great Britain: 50 mm for open gaps and 38 mm for overlap or labyrinth joints (Part 6, Ch 6.5, NHBC)
 - other: 25 mm for closed systems and 50 mm for traditional ventilated facades with finish layer (TRADA).
- Minimal intake and release opening in air gap as is the the case for gap in the fire barrier detail is:
 - min. $50 \text{ cm}^2/\text{m}$ equalling $5 \text{ mm}/\text{m}$ opening.
 - According to VHF directives the air gap is specified at $5 - 10 \text{ mm}/\text{m}$.
 - According to austrian norm the gap is minimum $150 \text{ cm}^2/\text{m}$ or $15 \text{ mm}/\text{m}$.

GENERAL NOTES

Trimo Group holds full copyrights on the information and details provided on this media, therefore any unauthorized reproduction and distribution is strictly prohibited.

**HORIZONTAL
INSTALLATION**

**QBISS
SCREEN MW**

JOINT TYPE

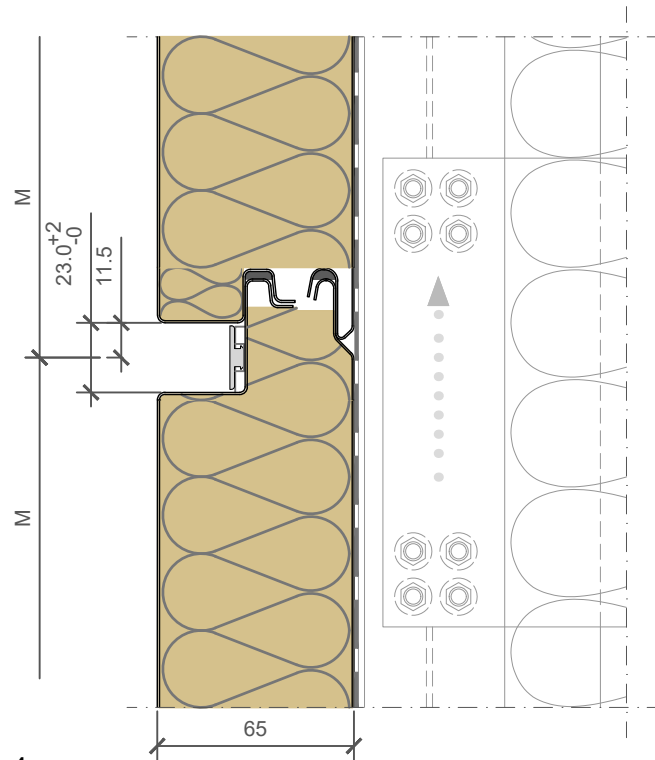
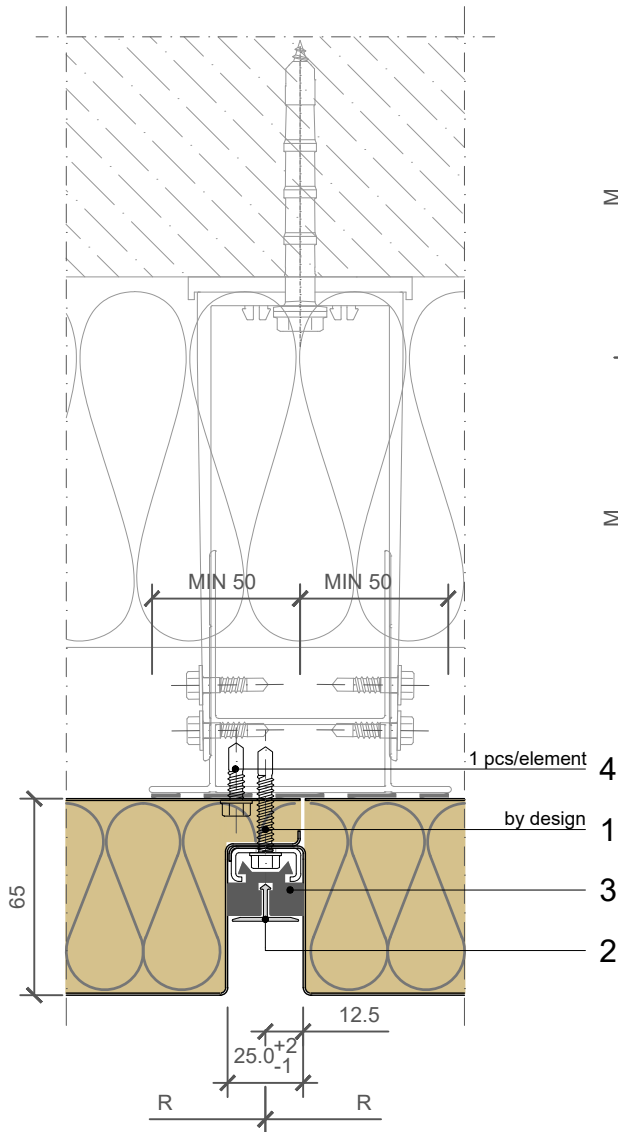
- B - B ○ BF - BF
- B - BF ○ F - B
- BF - B ○ F - BF

BUILDING APPLICATION

- External Facade ○ External Soffit
- Internal Wall ○ Internal Ceiling

HORIZONTAL CUT

VERTICAL CUT



POS.	CODE	ELEMENTS	SCALE: M 1:2.5
1	P039	Fixing screw - The type of screw depends on the material of the substructure	
2	A023	Decorative profile HF40 - recessed look of transversal joint	
3	T052	Transversal gasket	
4	P038	Fixing screw - The type of screw depends on the material of the substructure	

JOINT

Trimo Group holds full copyrights on the information and details provided on this media, therefore any unauthorized reproduction and distribution is strictly prohibited.

**HORIZONTAL
INSTALLATION**

**QBISS
SCREEN MW**

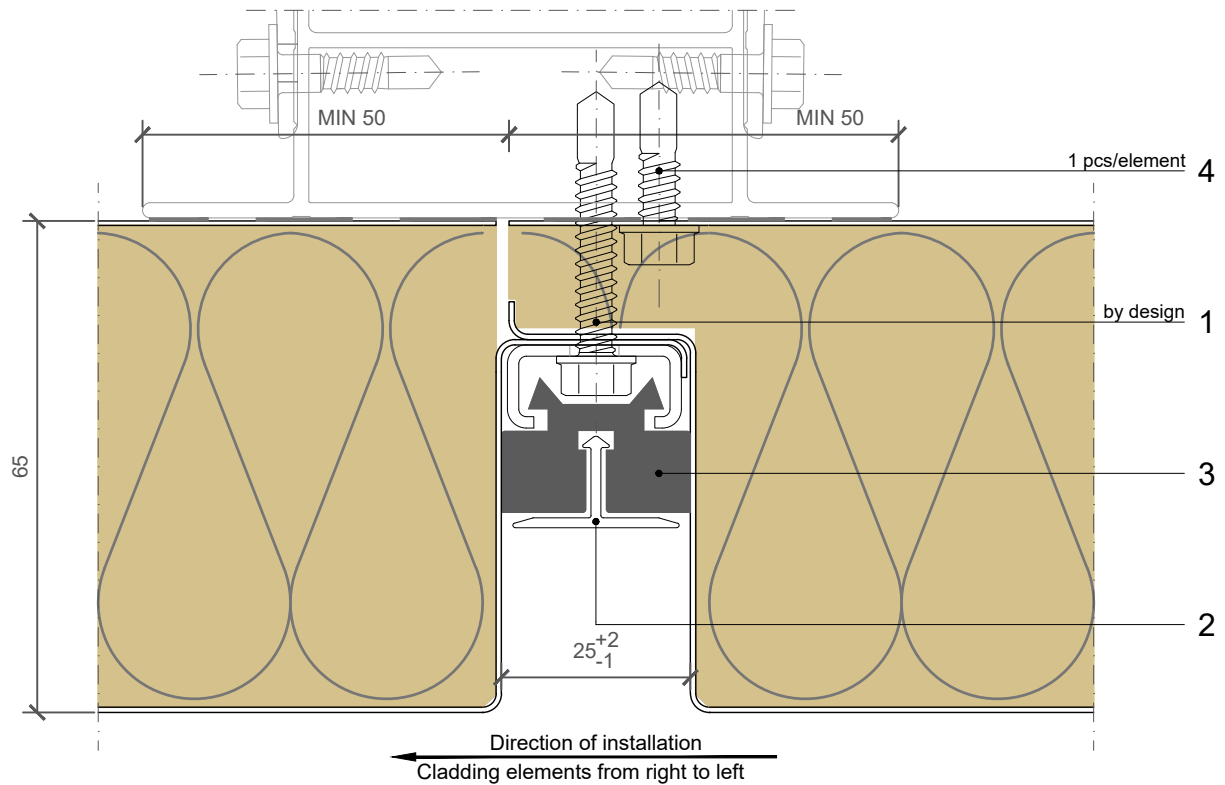
JOINT TYPE

- B - B ○ BF - BF
- B - BF ○ F - B
- BF - B ○ F - BF

BUILDING APPLICATION

- External Facade ○ External Soffit
- Internal Wall ○ Internal Ceiling

HORIZONTAL CUT



NOTE

- Direction of installation RIGHT to LEFT

POS.	CODE	ELEMENTS	SCALE: M 1:1
1	P039	Fixing screw - The type of screw depends on the material of the substructure	
2	A023	Decorative profile HF40 - recessed look of transversal joint	
3	T052	Transversal gasket	
4	P038	Fixing screw - The type of screw depends on the material of the substructure	

JOINT

Trimo Group holds full copyrights on the information and details provided on this media, therefore any unauthorized reproduction and distribution is strictly prohibited.

**HORIZONTAL
INSTALLATION**

**QBISS
SCREEN MW**

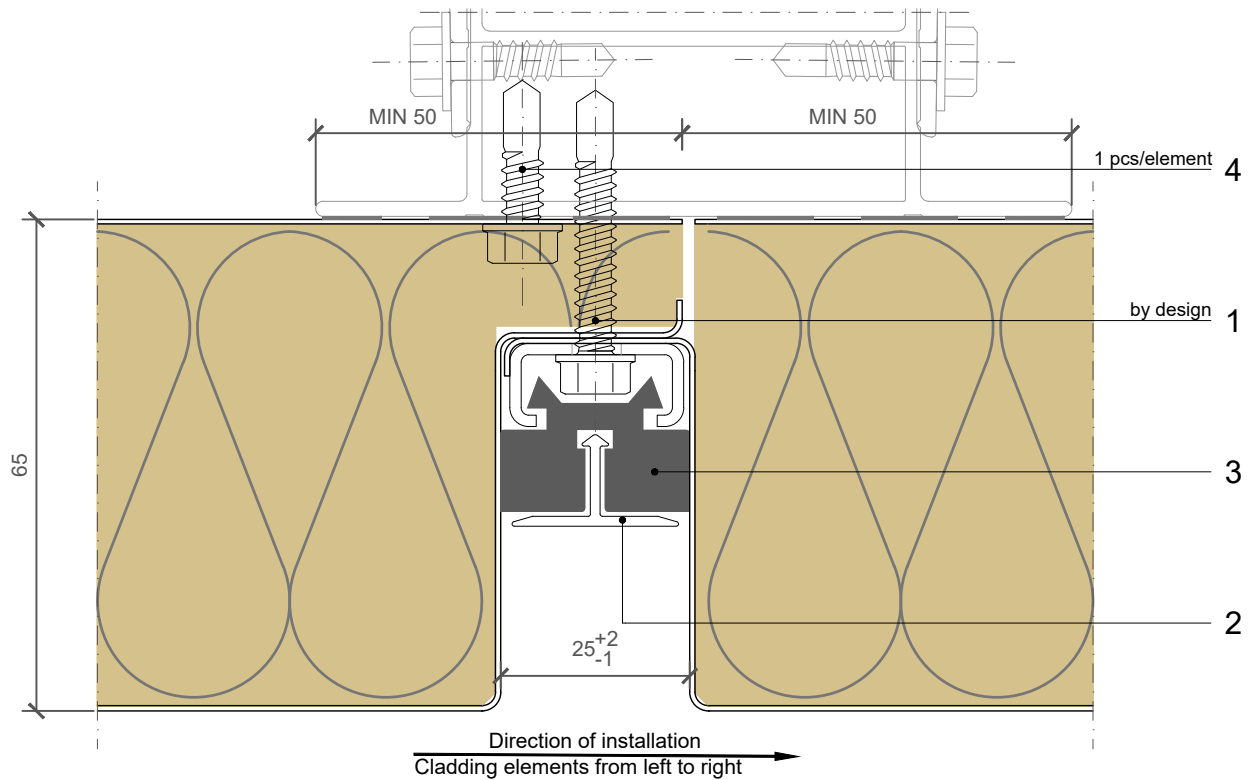
JOINT TYPE

- B - B ○ BF - BF
- B - BF ○ F - B
- BF - B ○ F - BF

BUILDING APPLICATION

- External Facade ○ External Soffit
- Internal Wall ○ Internal Ceiling

HORIZONTAL CUT



NOTE

- Direction of installation LEFT to RIGHT

POS.	CODE	ELEMENTS	SCALE: M 1:1
1	P039	Fixing screw - The type of screw depends on the material of the substructure	
2	A023	Decorative profile HF40 - recessed look of transversal joint	
3	T052	Transversal gasket	
4	P038	Fixing screw - The type of screw depends on the material of the substructure	

JOINT

Trimo Group holds full copyrights on the information and details provided on this media, therefore any unauthorized reproduction and distribution is strictly prohibited.

**HORIZONTAL
INSTALLATION**

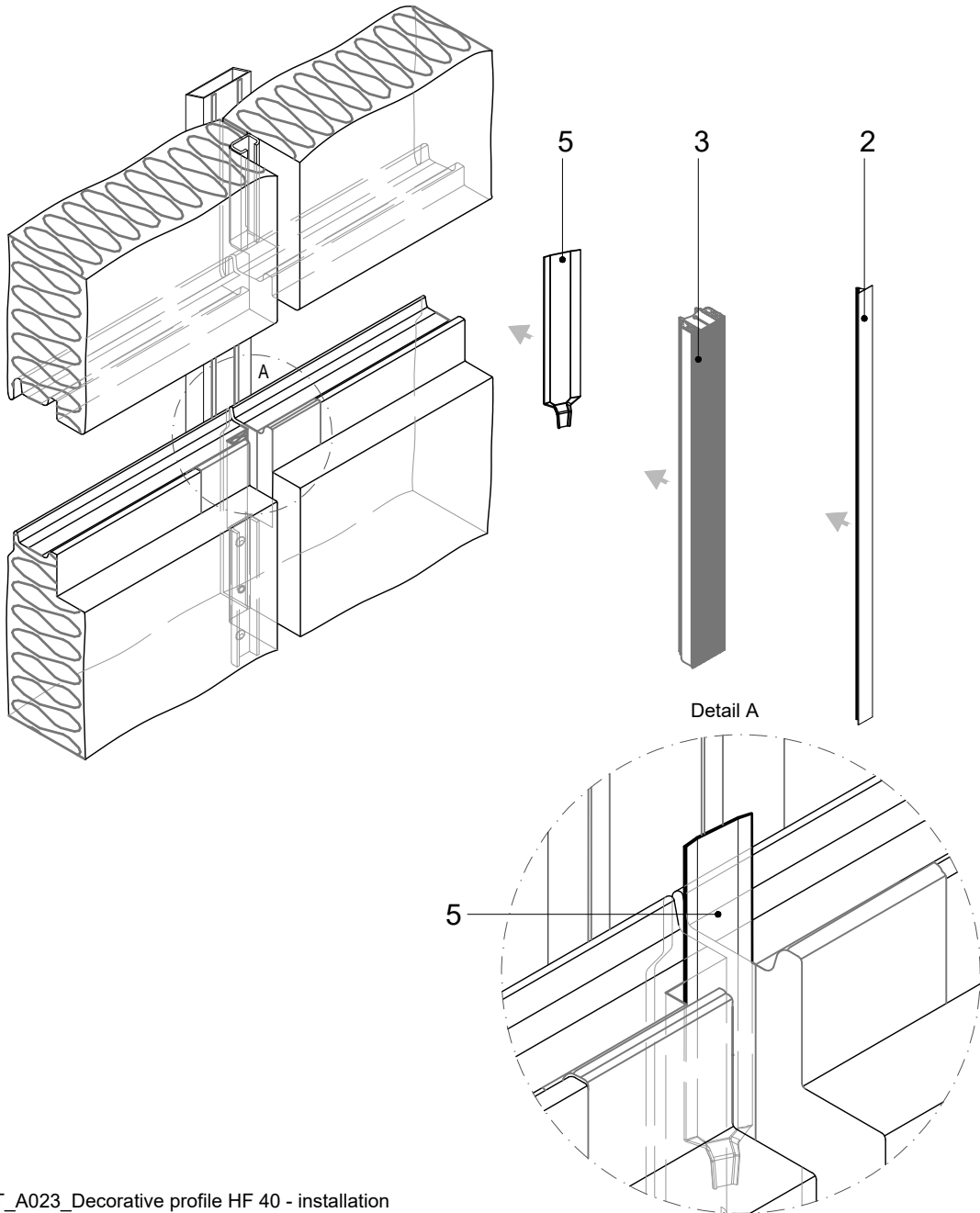
**QBISS
SCREEN MW**

JOINT TYPE

- B - B ○ BF - BF
- B - BF ○ F - B
- BF - B ○ F - BF

BUILDING APPLICATION

- External Facade ○ External Soffit
- Internal Wall ○ Internal Ceiling



NOTES

- 2_ELEMENT_A023_Decorative profile HF 40 - installation
- 3_ELEMENT_T052_Transversal gasket - installation
- 5_ELEMENT_O1070_Drip element on 4 cladding elements connection area - installation

POS.	CODE	ELEMENTS
2	A023	Decorative profile HF40 - recessed look of transversal joint
3	T052	Transversal gasket
5	O1070	Drip element on 4 cladding elements connection area

JOINT

Trimo Group holds full copyrights on the information and details provided on this media, therefore any unauthorized reproduction and distribution is strictly prohibited.

**HORIZONTAL
INSTALLATION**

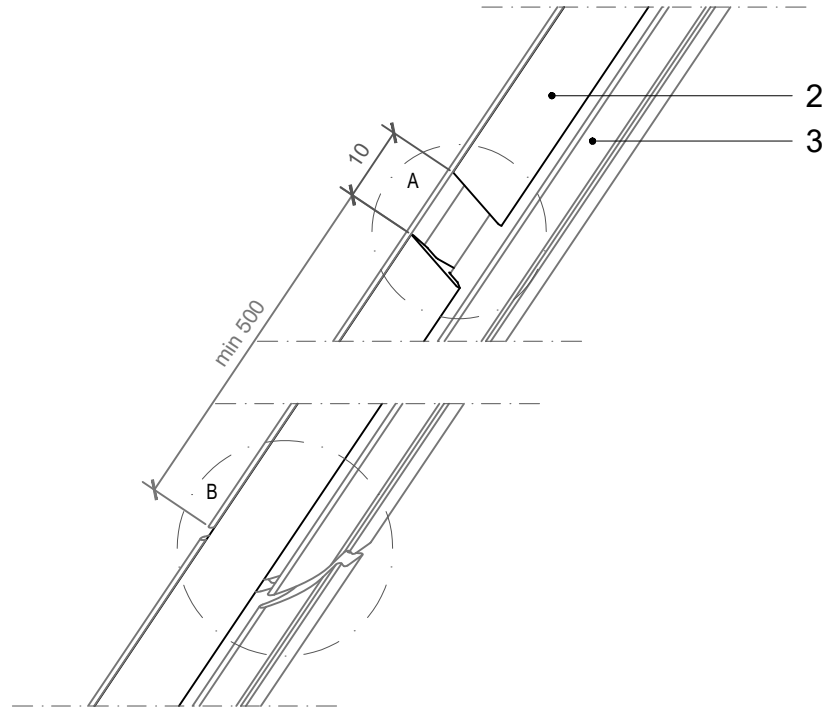
**QBISS
SCREEN MW**

JOINT TYPE

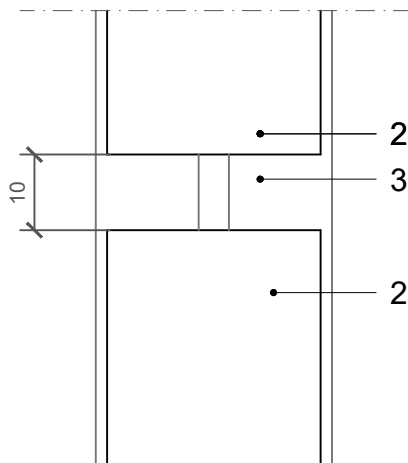
- B - B ○ BF - BF
- B - BF ○ F - B
- BF - B ○ F - BF

BUILDING APPLICATION

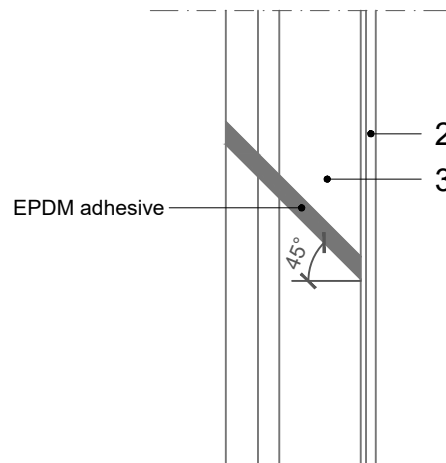
- External Facade ○ External Soffit
- Internal Wall ○ Internal Ceiling



Detail A



Detail B



NOTES

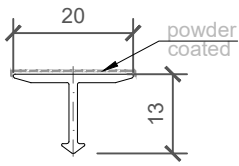
- 2_ELEMENT_A023_Decorative profile HF 40 - joint
- 3_ELEMENT_T052_Transversal gasket - joint

POS.	CODE	ELEMENTS
2	A023	Decorative profile HF40 - recessed look of transversal joint
3	T052	Transversal gasket

JOINT

Trimo Group holds full copyrights on the information and details provided on this media, therefore any unauthorized reproduction and distribution is strictly prohibited.

2_ELEMENT_A023_Decorative profile HF 40

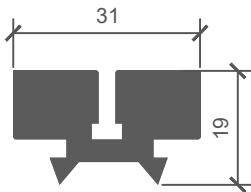


COLOUR	----
LENGHT_1	----
PIECES_1	----
LENGHT_2	----
PIECES_2	----

NOTES

material: EN AW-6061
Lmax = 4000 mm (6000 mm)

3_ELEMENT_T052_Transversal gasket

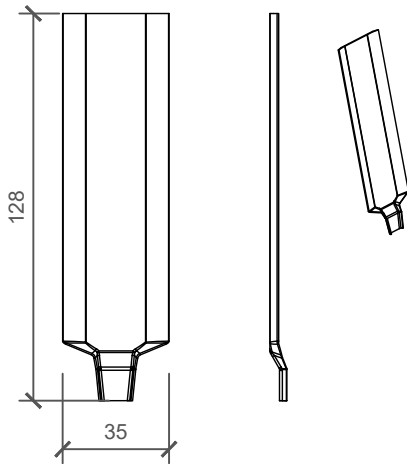


COLOUR	----
LENGHT_1	----
PIECES_1	----
LENGHT_2	----
PIECES_2	----

NOTES

material: EPDM

5_ELEMENT_O1070_Drip element on 4 cladding elements connection area



PIECES_1	----
PIECES_2	----

NOTES

material: Galvanized steel sheet (0,6 mm)

**HORIZONTAL
INSTALLATION**

**QBISS
SCREEN MW**

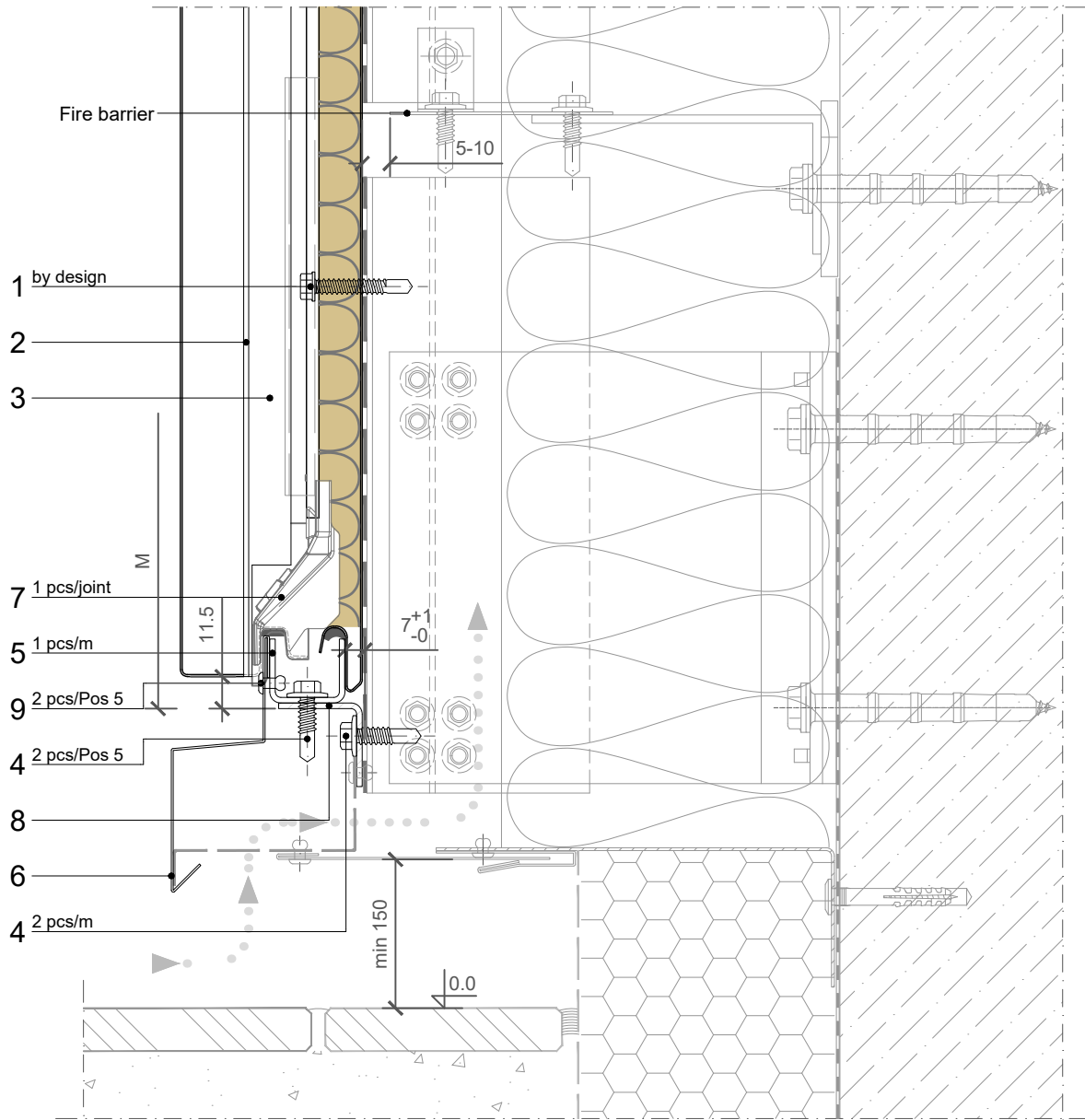
JOINT TYPE

- B - B ○ BF - BF
- B - BF ○ F - B
- BF - B ○ F - BF

BUILDING APPLICATION

- External Facade ○ External Soffit
- Internal Wall ○ Internal Ceiling

VERTICAL CUT



POS.	CODE	ELEMENTS	SCALE: M 1:2.5
1	P039	Fixing screw - The type of screw depends on the material of the substructure	
2	A023	Decorative profile HF40 - recessed look of transversal joint	
3	T052	Transversal gasket	
4	P038	Fixing screw - The type of screw depends on the material of the substructure	
5	N429	Cladding element holder L=200mm	
6	O1041	Drip flashing	
7	T051	EPDM - drip element	
8	N1284	L-section 2x30	
9	K002	Blind rivet 4x10	

BASE

Trimo Group holds full copyrights on the information and details provided on this media, therefore any unauthorized reproduction and distribution is strictly prohibited.

**HORIZONTAL
INSTALLATION**

JOINT TYPE

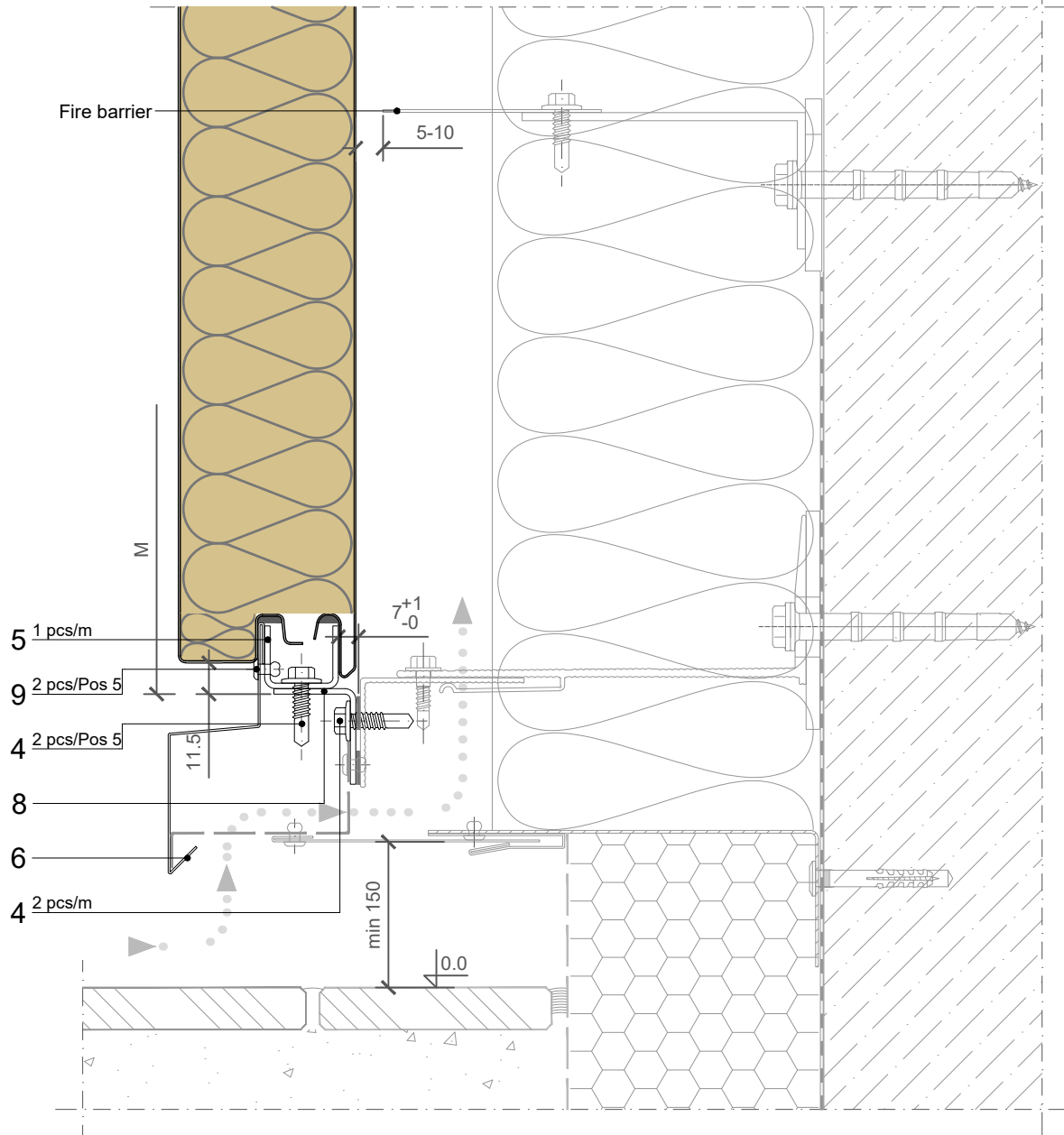
- B - B ○ BF - BF
- B - BF ○ F - B
- BF - B ○ F - BF

BUILDING APPLICATION

- External Facade ○ External Soffit
- Internal Wall ○ Internal Ceiling

**QBISS
SCREEN MW**

VERTICAL CUT



POS.	CODE	ELEMENTS	SCALE: M 1:2.5
4	P038	Fixing screw - The type of screw depends on the material of the substructure	
5	N429	Cladding element holder L=200mm	
6	O1041	Drip flashing	
8	N1284	L-section 2x30	
9	K002	Blind rivet 4x10	

BASE

Trimo Group holds full copyrights on the information and details provided on this media, therefore any unauthorized reproduction and distribution is strictly prohibited.

**HORIZONTAL
INSTALLATION**

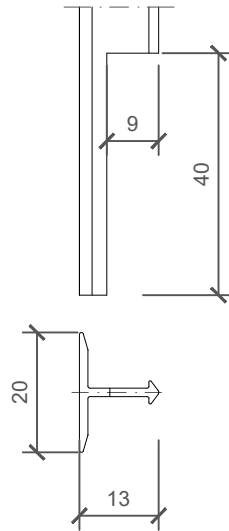
**QBISS
SCREEN MW**

JOINT TYPE

- B - B BF - BF
- B - BF F - B
- BF - B F - BF

BUILDING APPLICATION

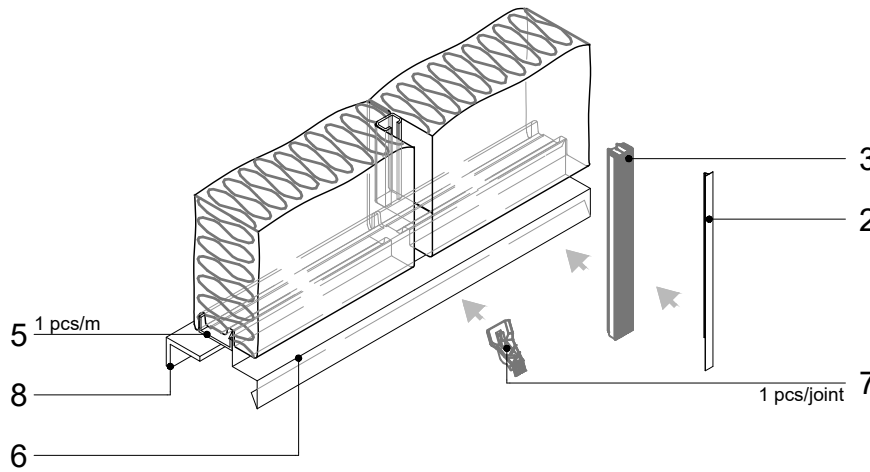
- External Facade External Soffit
- Internal Wall Internal Ceiling



NOTES

- 2_ELEMENT_A023_Decorative profile HF 40 - mechanical treatment

SCALE: M 1:2



NOTES

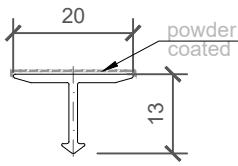
- 7_ELEMENT_T051_EPDM - drip element - installation

POS.	CODE	ELEMENTS
2	A023	Decorative profile HF40 - recessed look of transversal joint
3	T052	Transversal gasket
5	N429	Cladding element holder L=200mm
6	O1041	Drip flashing
7	T051	EPDM - drip element
8	N1284	L-section 2x30

BASE

Trimo Group holds full copyrights on the information and details provided on this media, therefore any unauthorized reproduction and distribution is strictly prohibited.

2_ELEMENT_A023_Decorative profile HF 40

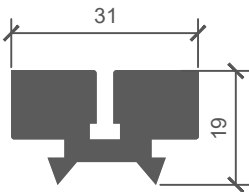


COLOUR	----
LENGHT_1	----
PIECES_1	----
LENGHT_2	----
PIECES_2	----

NOTES

material: EN AW-6061
Lmax = 4000 mm (6000 mm)

3_ELEMENT_T052_Transversal gasket

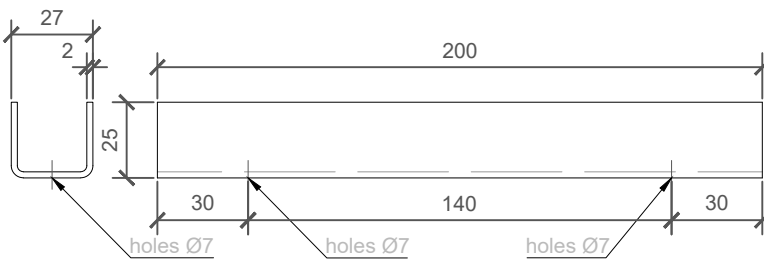


LENGHT_1	----
PIECES_1	----
LENGHT_2	----
PIECES_2	----

NOTES

material: EPDM

5_ELEMENT_N429_Cladding element holder L=200mm

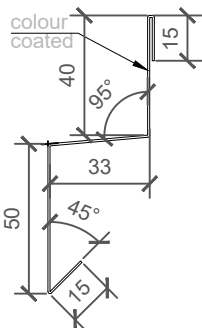


PIECES_1	----
PIECES_2	----

NOTES

material: Zinc - coated metal sheet (2 mm) / option: Stainless steel (2 mm)
sheet width: 69 mm

6_ELEMENT_O1041_Drip flashing

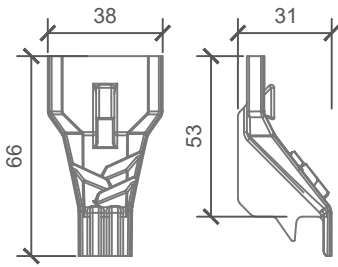


COLOUR	----
LENGHT_1	----
PIECES_1	----
LENGHT_2	----
PIECES_2	----

NOTES

material: Colored metal sheet (0,7 mm)
sheet width: 153 mm
Lmax = 6000 mm

7_ELEMENT_T051_EPDM - drip element

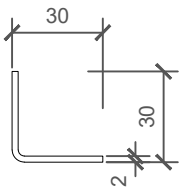


PIECES_1	----
PIECES_2	----

NOTES

material: EPDM

8_ELEMENT_N1284_L-section 2x30



LENGHT_1	----
PIECES_1	----
LENGHT_2	----
PIECES_2	----

NOTES

material: Zinc - coated metal sheet (2 mm) / option: Stainless steel (2 mm)
 sheet width: 56 mm
 Lmax = 4000 mm

**HORIZONTAL
INSTALLATION**

**QBISS
SCREEN MW**

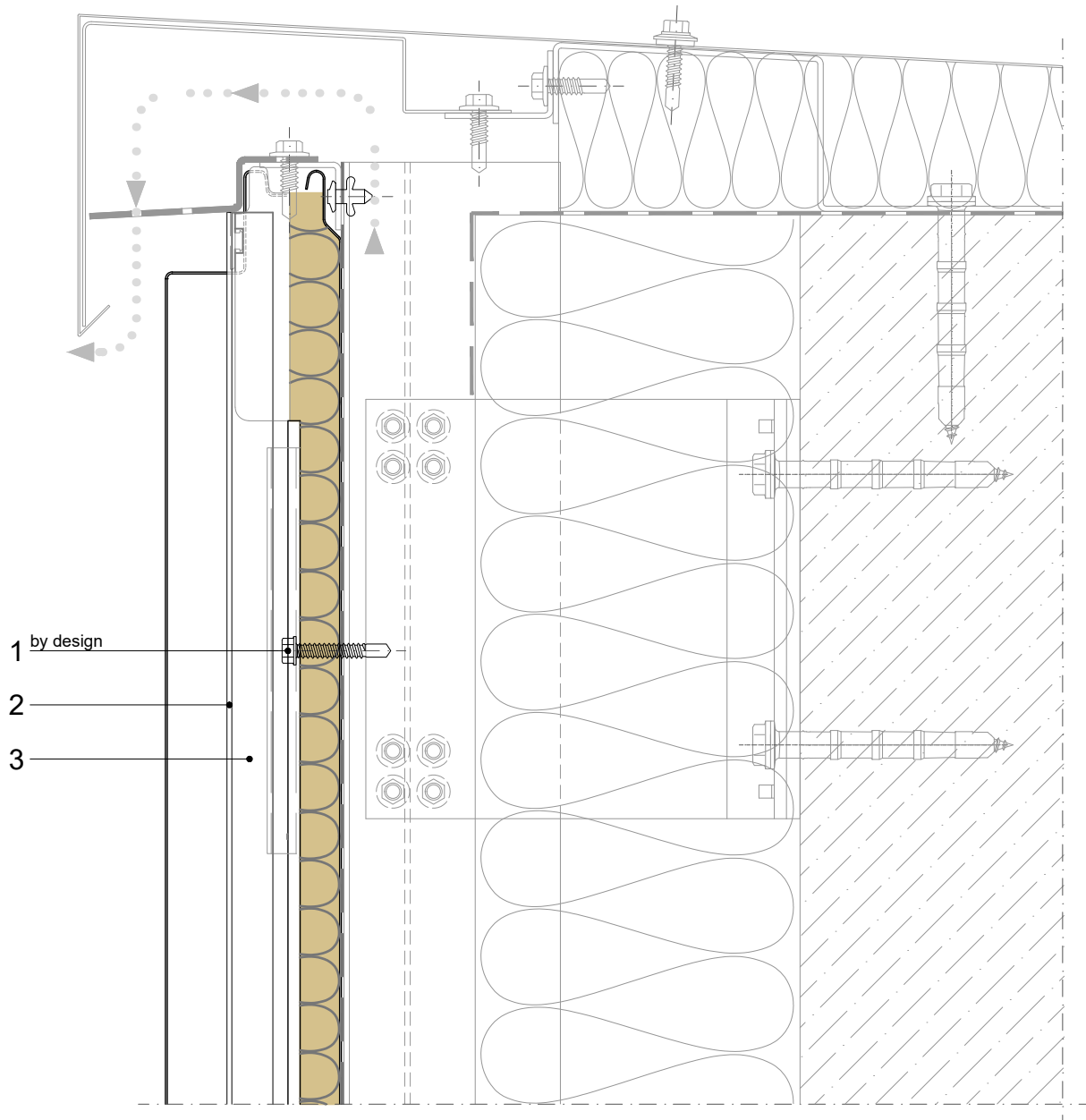
JOINT TYPE

- B - B ○ BF - BF
- B - BF ○ F - B
- BF - B ○ F - BF

BUILDING APPLICATION

- External Facade ○ External Soffit
- Internal Wall ○ Internal Ceiling

VERTICAL CUT



- 1 by design
- 2
- 3

POS.	CODE	ELEMENTS	SCALE: M 1:2.5
1	P039	Fixing screw - The type of screw depends on the material of the substructure	
2	A023	Decorative profile HF40 - recessed look of transversal joint	
3	T052	Transversal gasket	

**HORIZONTAL
INSTALLATION**

**QBISS
SCREEN MW**

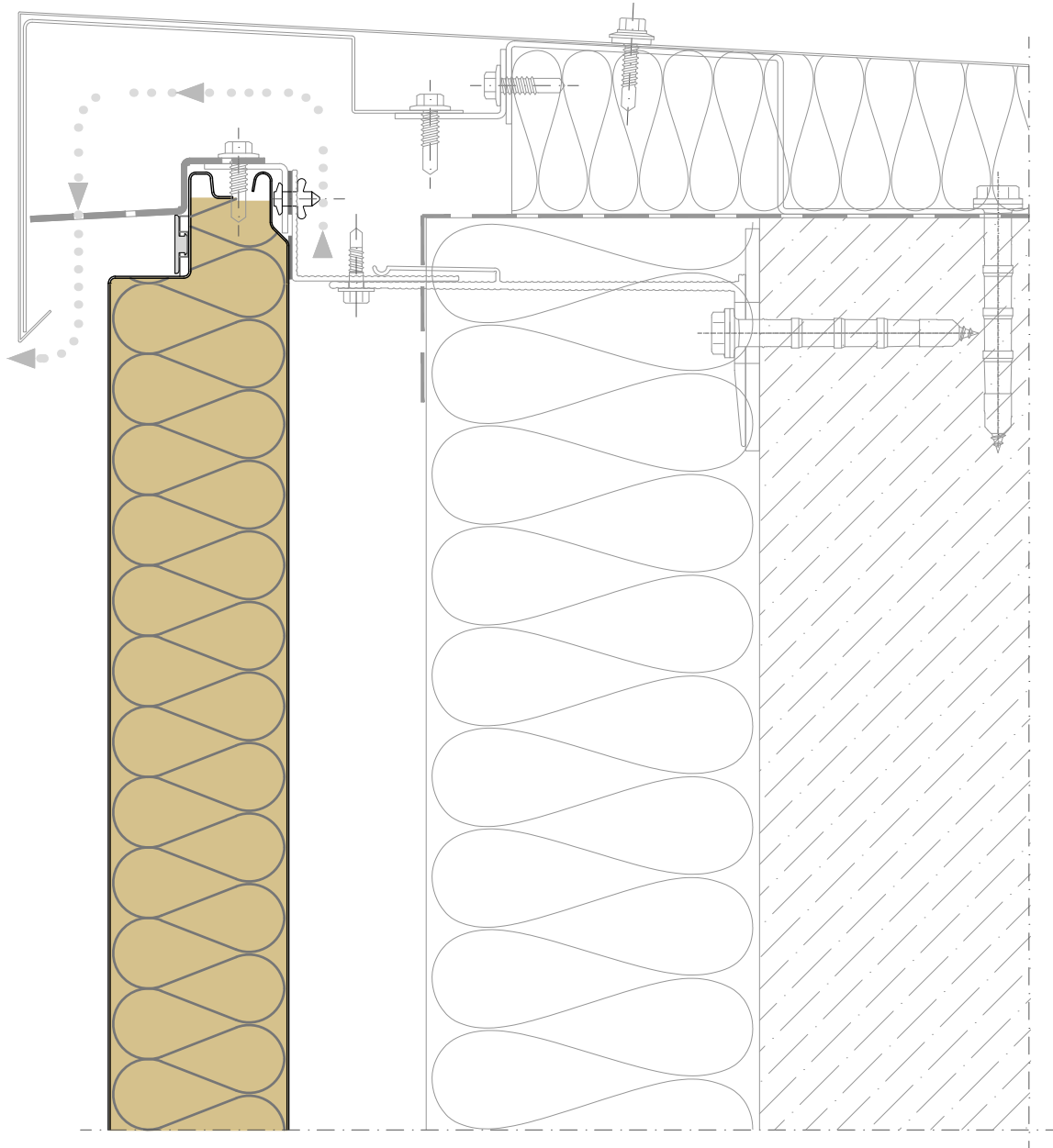
JOINT TYPE

- B - B ○ BF - BF
- B - BF ○ F - B
- BF - B ○ F - BF

BUILDING APPLICATION

- External Facade ○ External Soffit
- Internal Wall ○ Internal Ceiling

VERTICAL CUT



SCALE: M 1:2.5

**HORIZONTAL
INSTALLATION**

**QBISS
SCREEN MW**

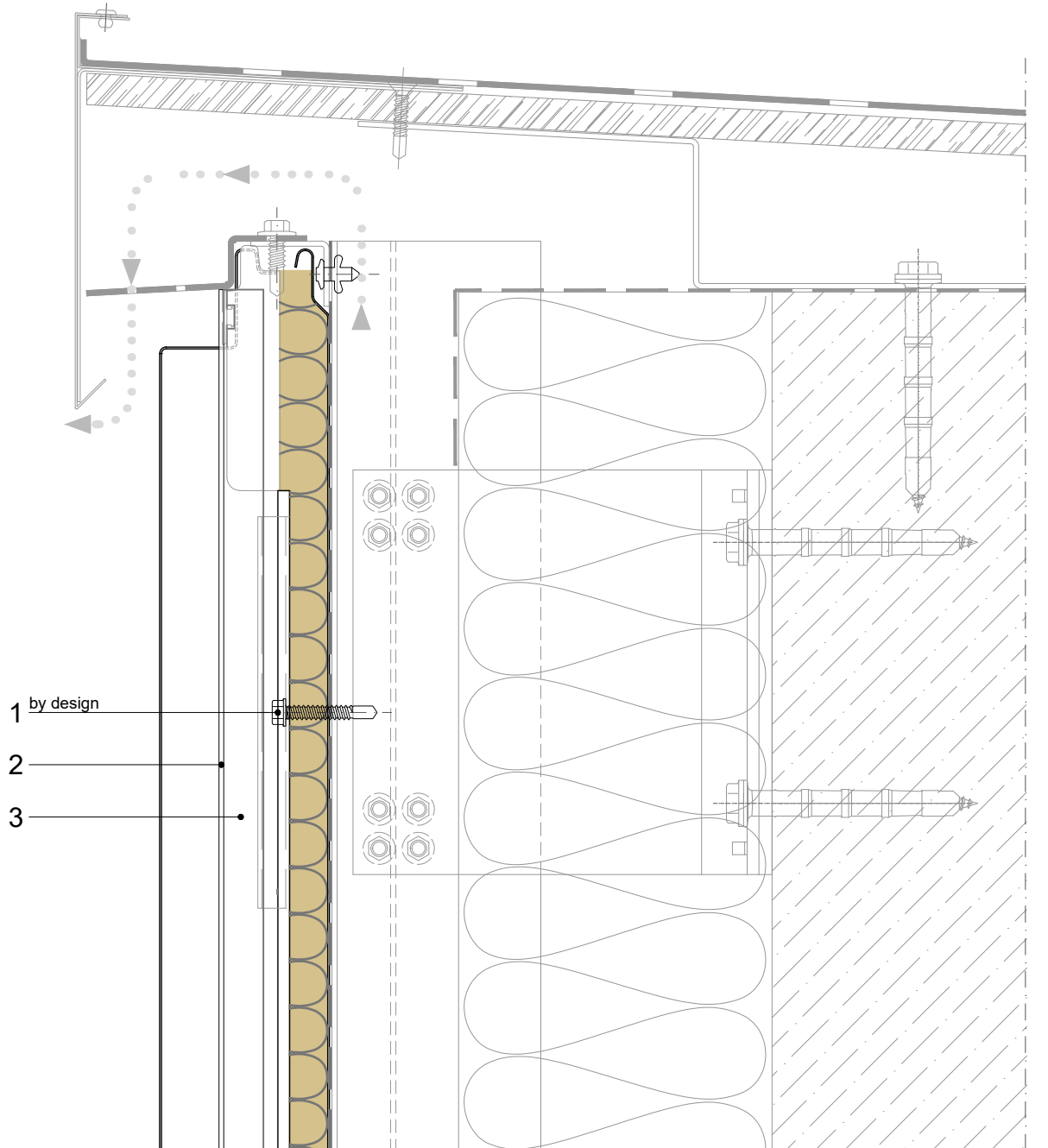
JOINT TYPE

- B - B ○ BF - BF
- B - BF ○ F - B
- BF - B ○ F - BF

BUILDING APPLICATION

- External Facade ○ External Soffit
- Internal Wall ○ Internal Ceiling

VERTICAL CUT



POS.	CODE	ELEMENTS	SCALE: M 1:2.5
1	P039	Fixing screw - The type of screw depends on the material of the substructure	
2	A023	Decorative profile HF40 - recessed look of transversal joint	
3	T052	Transversal gasket	

**HORIZONTAL
INSTALLATION**

**QBISS
SCREEN MW**

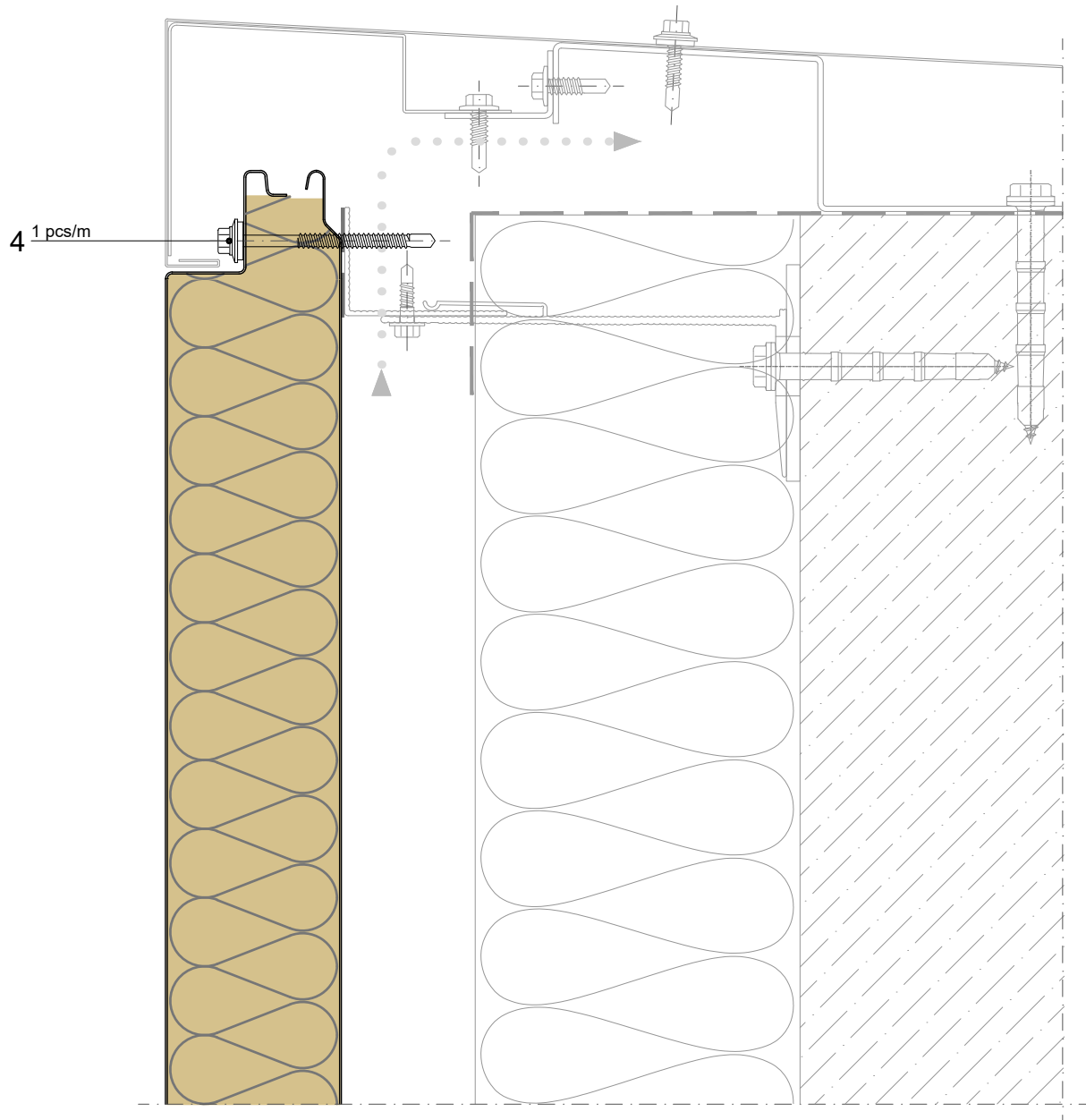
JOINT TYPE

- B - B ○ BF - BF
- B - BF ○ F - B
- BF - B ○ F - BF

BUILDING APPLICATION

- External Facade ○ External Soffit
- Internal Wall ○ Internal Ceiling

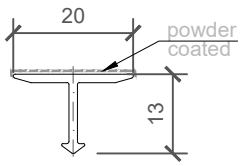
VERTICAL CUT



POS.	CODE	ELEMENTS
4	P052	Fixing screw - The type of screw depends on the material of the substructure

SCALE: M 1:2.5

2_ELEMENT_A023_Decorative profile HF 40

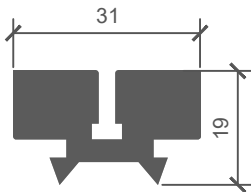


COLOUR	----
LENGHT_1	----
PIECES_1	----
LENGHT_2	----
PIECES_2	----

NOTES

material: EN AW-6061
 Lmax = 4000 mm (6000 mm)

3_ELEMENT_T052_Transversal gasket



LENGHT_1	----
PIECES_1	----
LENGHT_2	----
PIECES_2	----

NOTES

material: EPDM

**HORIZONTAL
INSTALLATION**

**QBISS
SCREEN MW**

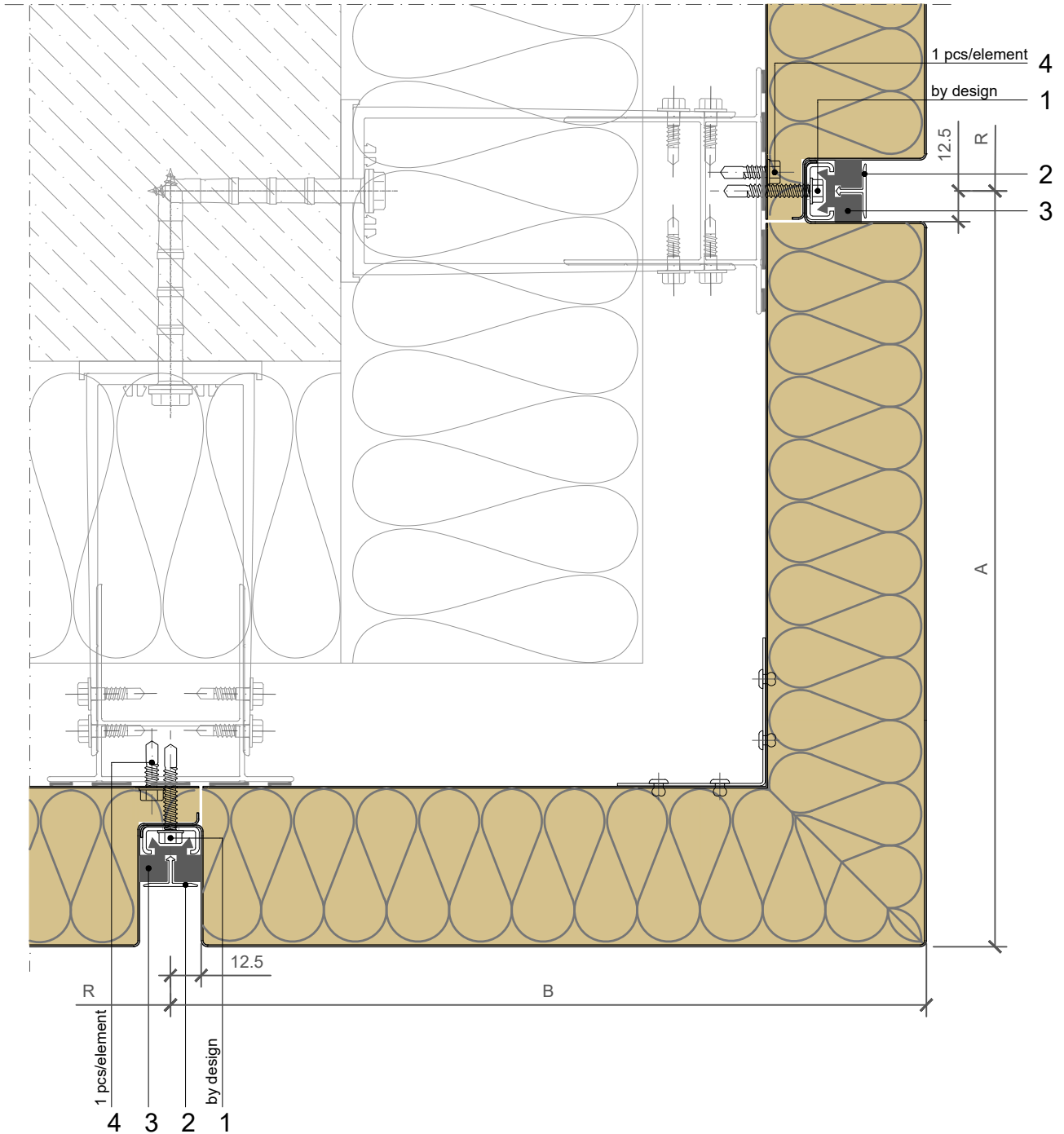
JOINT TYPE

- B - B ○ BF - BF
- B - BF ○ F - B
- BF - B ○ F - BF

BUILDING APPLICATION

- External Facade ○ External Soffit
- Internal Wall ○ Internal Ceiling

HORIZONTAL CUT



POS.	CODE	ELEMENTS	SCALE: M 1:2.5
1	P039	Fixing screw - The type of screw depends on the material of the substructure	
2	A023	Decorative profile HF40 - recessed look of transversal joint	
3	T052	Transversal gasket	
4	P038	Fixing screw - The type of screw depends on the material of the substructure	

EXTERNAL CORNER

Trimo Group holds full copyrights on the information and details provided on this media, therefore any unauthorized reproduction and distribution is strictly prohibited.

**HORIZONTAL
INSTALLATION**

**QBISS
SCREEN MW**

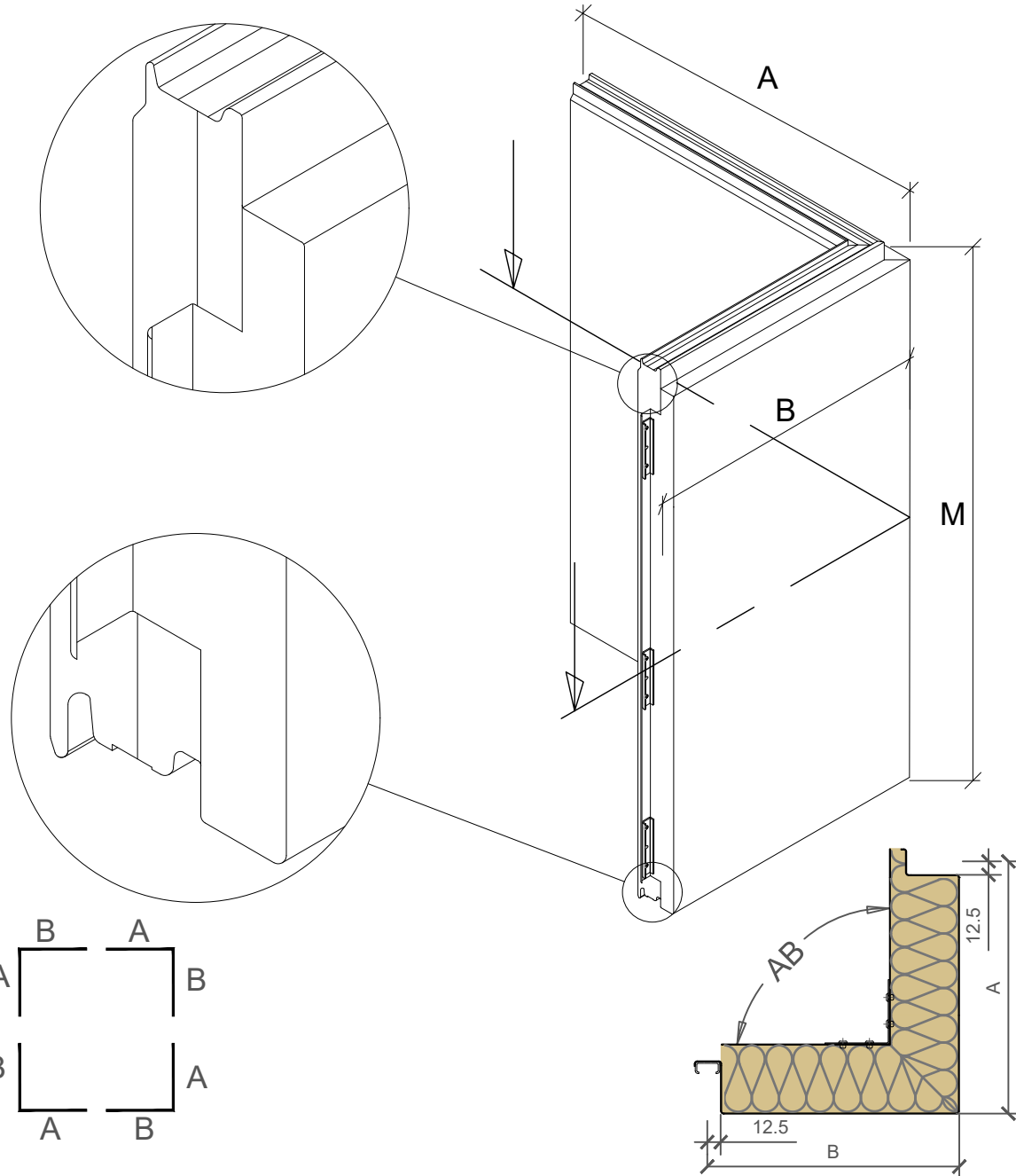
JOINT TYPE

- B - B ○ BF - BF
- B - BF ○ F - B
- BF - B ○ F - BF

BUILDING APPLICATION

- External Facade ○ External Soffit
- Internal Wall ○ Internal Ceiling

M = 600-1200mm
 A+B = R; Rmin = 550mm; Rmax = 2000mm
 Amin(Bmin) = 150mm
 Amax(Bmax) = 1000mm
 Bending angle AB = 60°-175°



NOTES

- Prefabricated external corner element
- Dimensions A and B must be adjusted to cladding and building tolerances

VERSION: 1 15. 07. 2019 |

EXTERNAL CORNER

Trimo Group holds full copyrights on the information and details provided on this media, therefore any unauthorized reproduction and distribution is strictly prohibited.

**HORIZONTAL
INSTALLATION**

**QBISS
SCREEN MW**

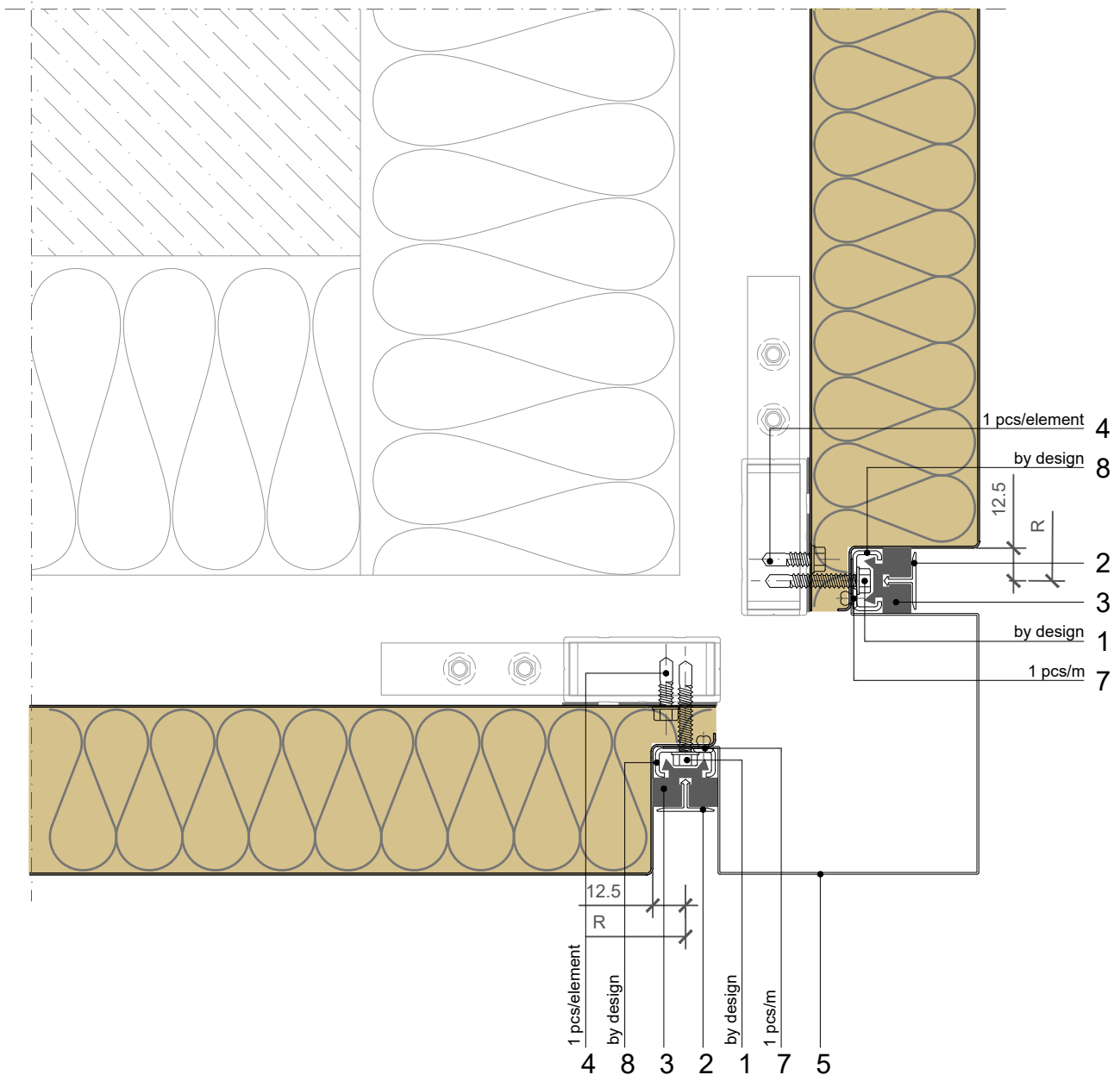
JOINT TYPE

- B - B ○ BF - BF
- B - BF ○ F - B
- BF - B ○ F - BF

BUILDING APPLICATION

- External Facade ○ External Soffit
- Internal Wall ○ Internal Ceiling

HORIZONTAL CUT



POS.	CODE	ELEMENTS	SCALE: M 1:2.5
1	P039	Fixing screw - The type of screw depends on the material of the substructure	
2	A023	Decorative profile HF40 - recessed look of transversal joint	
3	T052	Transversal gasket	
4	P038	Fixing screw - The type of screw depends on the material of the substructure	
5	O1054	Corner flashing - sharp	
7	K001	Blind rivet 4x8	
8	N637	Fixing pad element	

EXTERNAL CORNER

Trimo Group holds full copyrights on the information and details provided on this media, therefore any unauthorized reproduction and distribution is strictly prohibited.

**HORIZONTAL
INSTALLATION**

**QBISS
SCREEN MW**

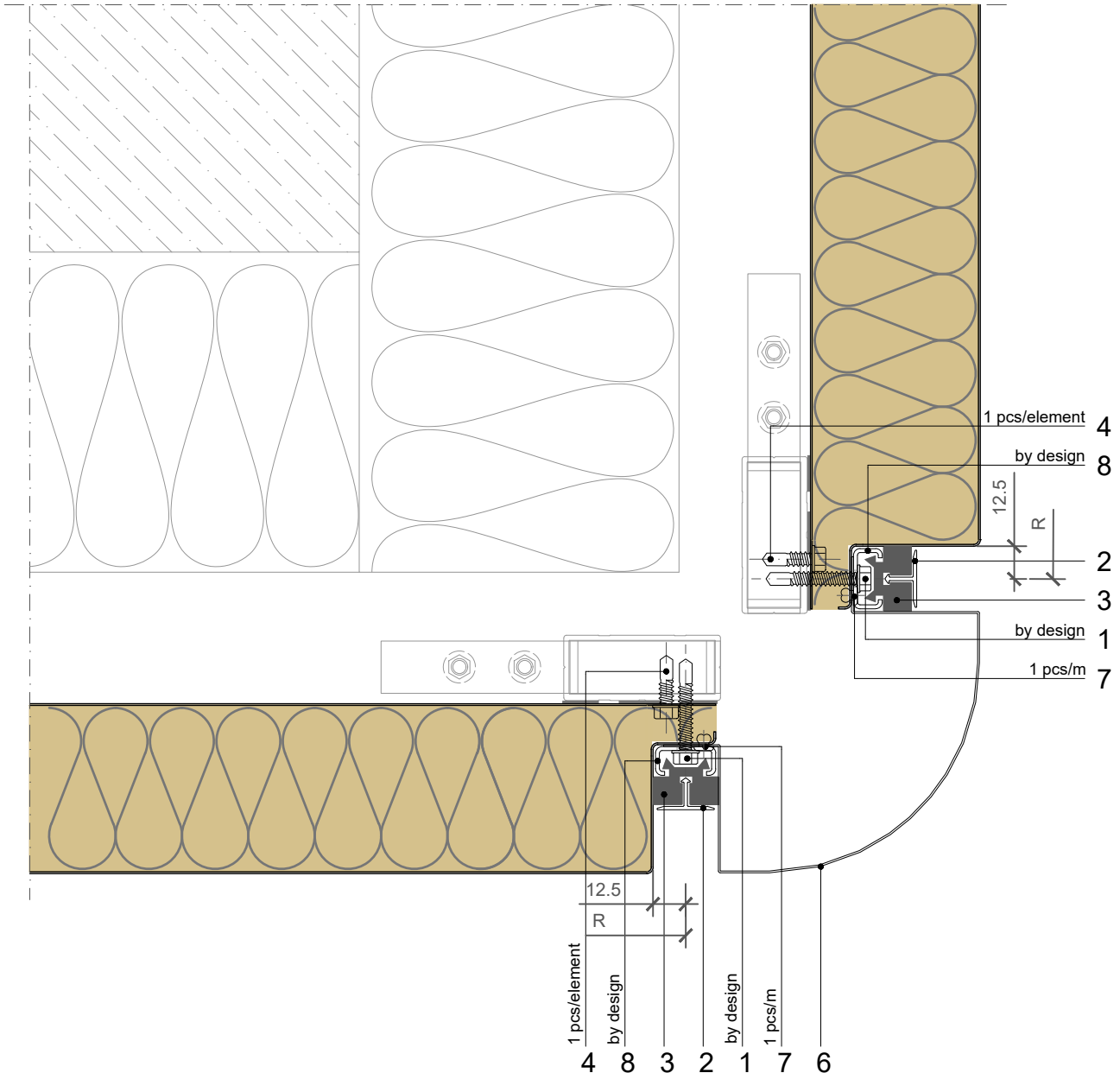
JOINT TYPE

- B - B ○ BF - BF
- B - BF ○ F - B
- BF - B ○ F - BF

BUILDING APPLICATION

- External Facade ○ External Soffit
- Internal Wall ○ Internal Ceiling

HORIZONTAL CUT

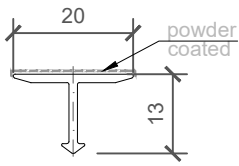


POS.	CODE	ELEMENTS	SCALE: M 1:2.5
1	P039	Fixing screw - The type of screw depends on the material of the substructure	
2	A023	Decorative profile HF40 - recessed look of transversal joint	
3	T052	Transversal gasket	
4	P038	Fixing screw - The type of screw depends on the material of the substructure	
6	O1062	Corner flashing - round	
7	K001	Blind rivet 4x8	
8	N637	Fixing pad element	

EXTERNAL CORNER

Trimo Group holds full copyrights on the information and details provided on this media, therefore any unauthorized reproduction and distribution is strictly prohibited.

2_ELEMENT_A023_Decorative profile HF 40

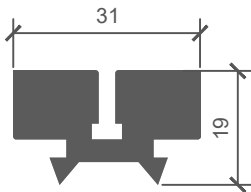


COLOUR	----
LENGHT_1	----
PIECES_1	----
LENGHT_2	----
PIECES_2	----

NOTES

material: EN AW-6061
Lmax = 4000 mm (6000 mm)

3_ELEMENT_T052_Transversal gasket

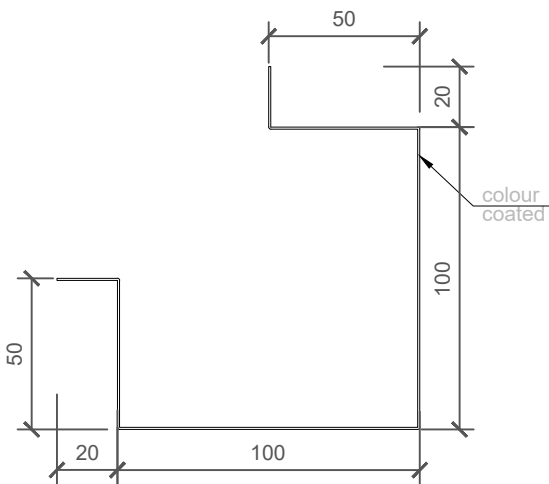


LENGHT_1	----
PIECES_1	----
LENGHT_2	----
PIECES_2	----

NOTES

material: EPDM

5_ELEMENT_O1054_Corner flashing - sharp

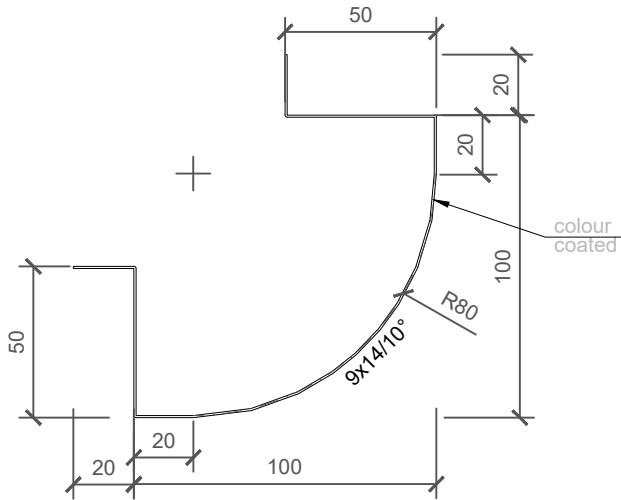


COLOUR	----
LENGHT_1	----
PIECES_1	----
LENGHT_2	----
PIECES_2	----

NOTES

material: Colored metal sheet (0,7 mm)
sheet width: 340 mm
Lmax = 6000 mm

6_ELEMENT_O1062_Corner flashing - round

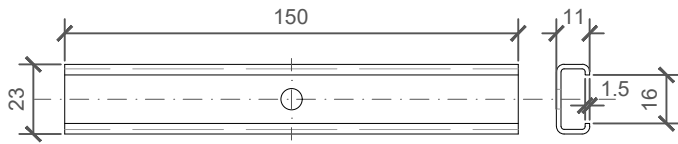


COLOUR	----
LENGHT_1	----
PIECES_1	----
LENGHT_2	----
PIECES_2	----

NOTES

material: Colored metal sheet (0,7 mm)
 sheet width: 306 mm
 Lmax = 6000 mm

8_ELEMENT_N637_Fixing pad element



PIECES_1	----
PIECES_2	----

NOTES

material: Zinc - coated metal sheet (1.5 mm)

**HORIZONTAL
INSTALLATION**

JOINT TYPE

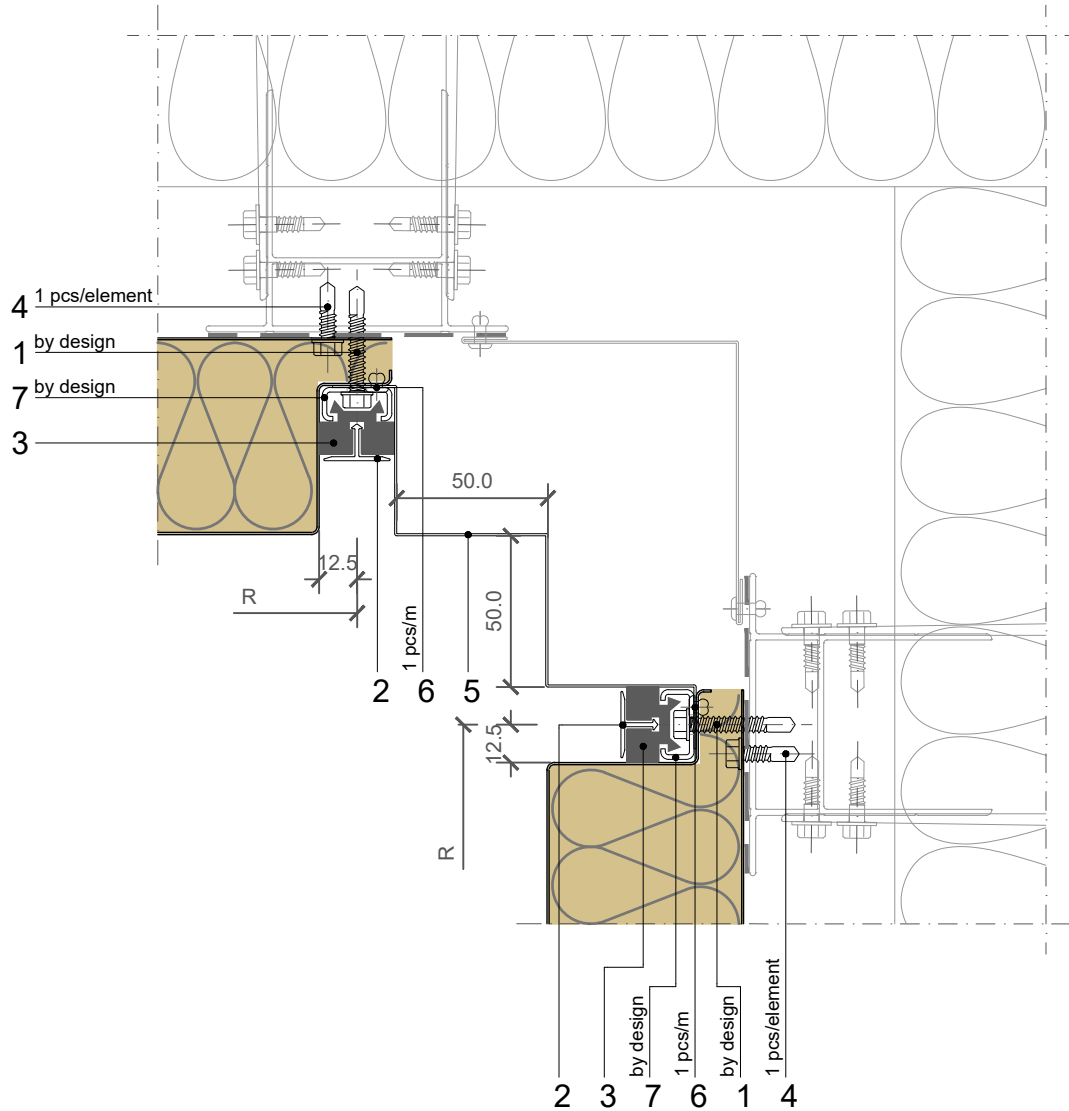
- B - B ○ BF - BF
- B - BF ○ F - B
- BF - B ○ F - BF

BUILDING APPLICATION

- External Facade ○ External Soffit
- Internal Wall ○ Internal Ceiling

QBISS SCREEN MW

HORIZONTAL CUT

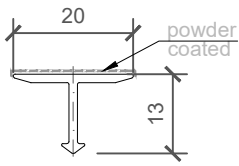


POS.	CODE	ELEMENTS	SCALE: M 1:2.5
1	P039	Fixing screw - The type of screw depends on the material of the substructure	
2	A023	Decorative profile HF40 - recessed look of transversal joint	
3	T052	Transversal gasket	
4	P038	Fixing screw - The type of screw depends on the material of the substructure	
5	O1552	Corner flashing	
6	K001	Blind rivet 4x8	
7	N637	Fixing pad element	

INTERNAL CORNER

Trimo Group holds full copyrights on the information and details provided on this media, therefore any unauthorized reproduction and distribution is strictly prohibited.

2_ELEMENT_A023_Decorative profile HF 40

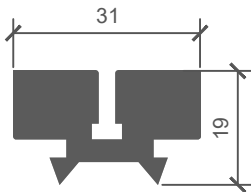


COLOUR	----
LENGHT_1	----
PIECES_1	----
LENGHT_2	----
PIECES_2	----

NOTES

material: EN AW-6061
Lmax = 4000 mm (6000 mm)

3_ELEMENT_T052_Transversal gasket

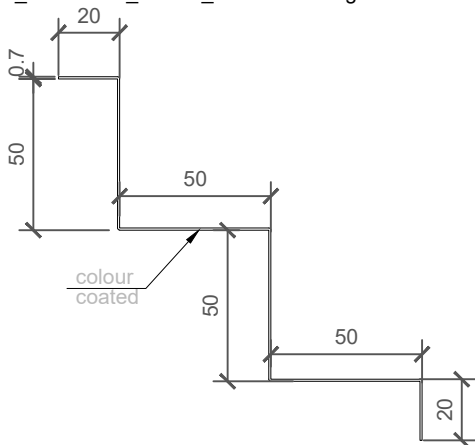


LENGHT_1	----
PIECES_1	----
LENGHT_2	----
PIECES_2	----

NOTES

material: EPDM

5_ELEMENT_O1552_Corner flashing

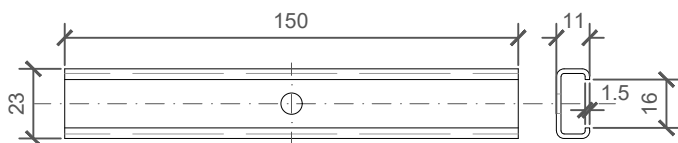


COLOUR	----
LENGHT_1	----
PIECES_1	----
LENGHT_2	----
PIECES_2	----

NOTES

material: Colored metal sheet (0,7 mm)
sheet width: 240 mm
Lmax = 6000 mm

8_ELEMENT_N637_Fixing pad element



PIECES_1	----
PIECES_2	----

NOTES

material: Zinc - coated metal sheet (1.5 mm)

HORIZONTAL
INSTALLATION

QBISS
SCREEN MW

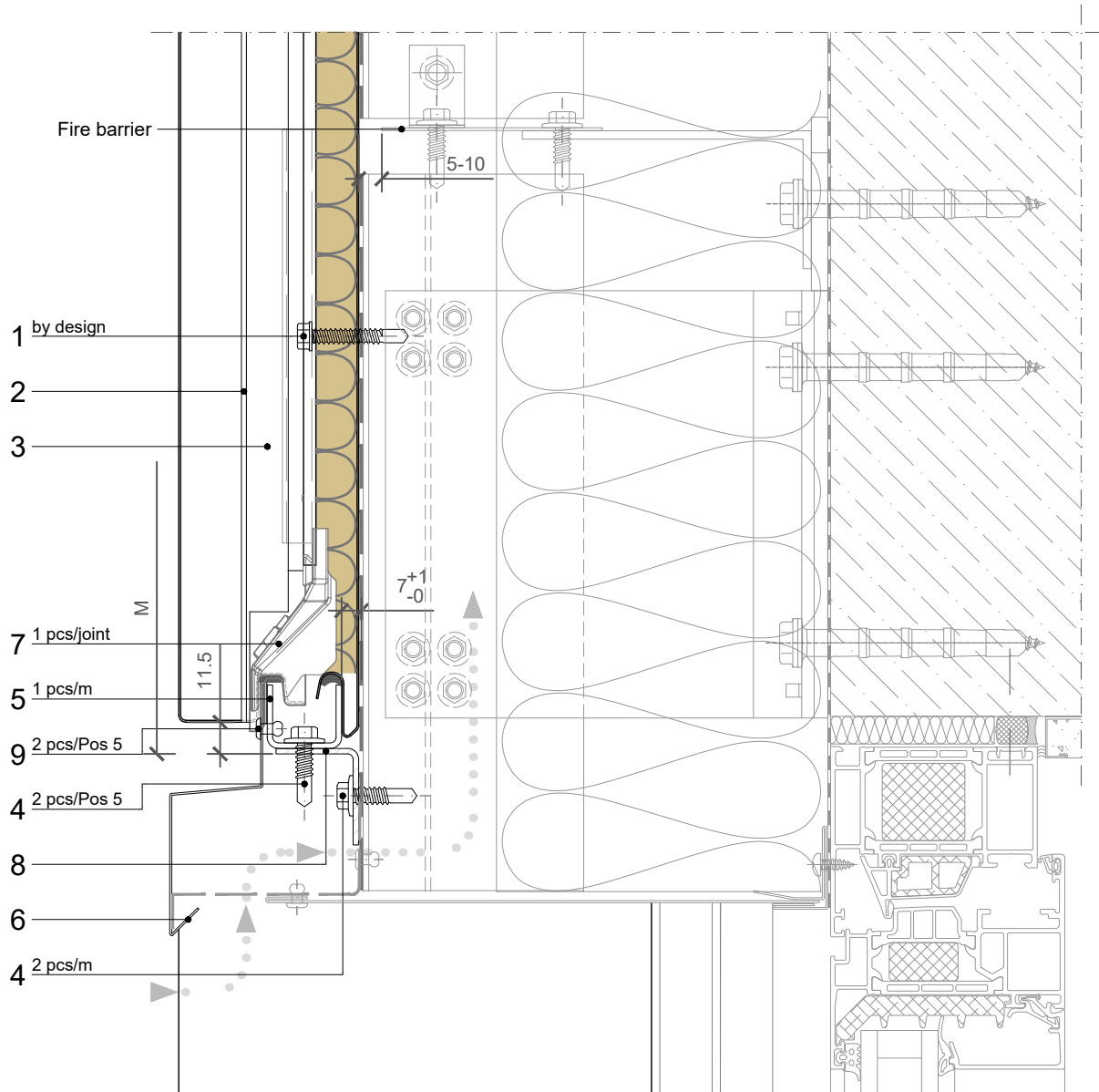
JOINT TYPE

- B - B ○ BF - BF
- B - BF ○ F - B
- BF - B ○ F - BF

BUILDING APPLICATION

- External Facade ○ External Soffit
- Internal Wall ○ Internal Ceiling

VERTICAL CUT



POS.	CODE	ELEMENTS	SCALE: M 1:2.5
1	P039	Fixing screw - The type of screw depends on the material of the substructure	
2	A023	Decorative profile HF40 - recessed look of transversal joint	
3	T052	Transversal gasket	
4	P038	Fixing screw - The type of screw depends on the material of the substructure	
5	N429	Cladding element holder L=200mm	
6	O1041	Drip flashing	
7	T051	EPDM - drip element	
8	N1284	L-section 2x30	
9	K002	Blind rivet 4x10	

**HORIZONTAL
INSTALLATION**

JOINT TYPE

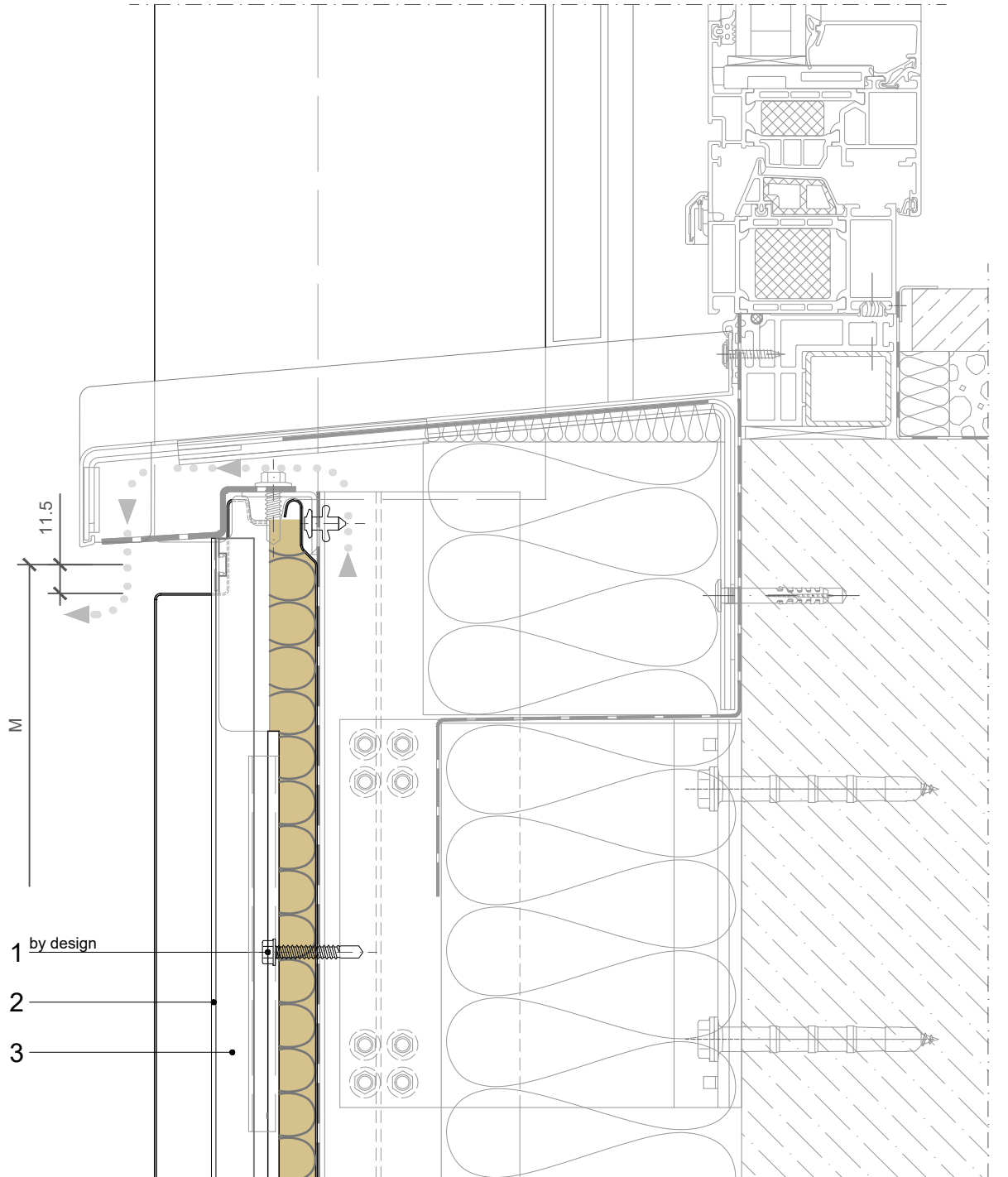
- B - B ○ BF - BF
- B - BF ○ F - B
- BF - B ○ F - BF

BUILDING APPLICATION

- External Facade ○ External Soffit
- Internal Wall ○ Internal Ceiling

QBISS SCREEN MW

VERTICAL CUT



POS.	CODE	ELEMENTS	SCALE: M 1:2.5
1	P039	Fixing screw - The type of screw depends on the material of the substructure	
2	A023	Decorative profile HF40 - recessed look of transversal joint	
3	T052	Transversal gasket	

VERSION: 1 15. 07. 2019 |

HORIZONTAL INSTALLATION

QBISS SCREEN MW

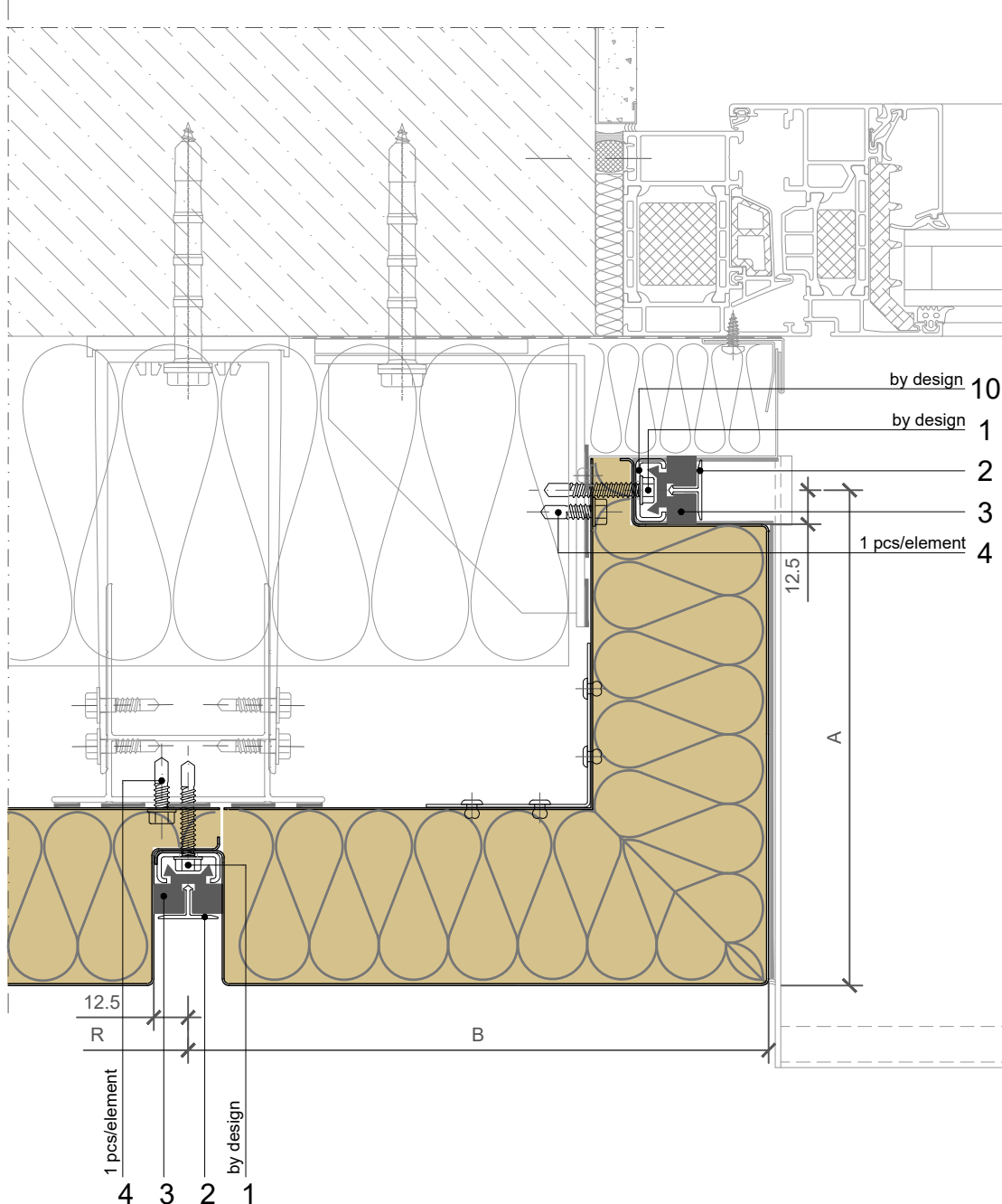
JOINT TYPE

- B - B ○ BF - BF
- B - BF ○ F - B
- BF - B ○ F - BF

BUILDING APPLICATION

- External Facade ○ External Soffit
- Internal Wall ○ Internal Ceiling

HORIZONTAL CUT



POS.	CODE	ELEMENTS	SCALE: M 1:2.5
1	P039	Fixing screw - The type of screw depends on the material of the substructure	
2	A023	Decorative profile HF40 - recessed look of transversal joint	
3	T052	Transversal gasket	
4	P038	Fixing screw - The type of screw depends on the material of the substructure	
10	N637	Fixing pad element	

**HORIZONTAL
INSTALLATION**

**QBISS
SCREEN MW**

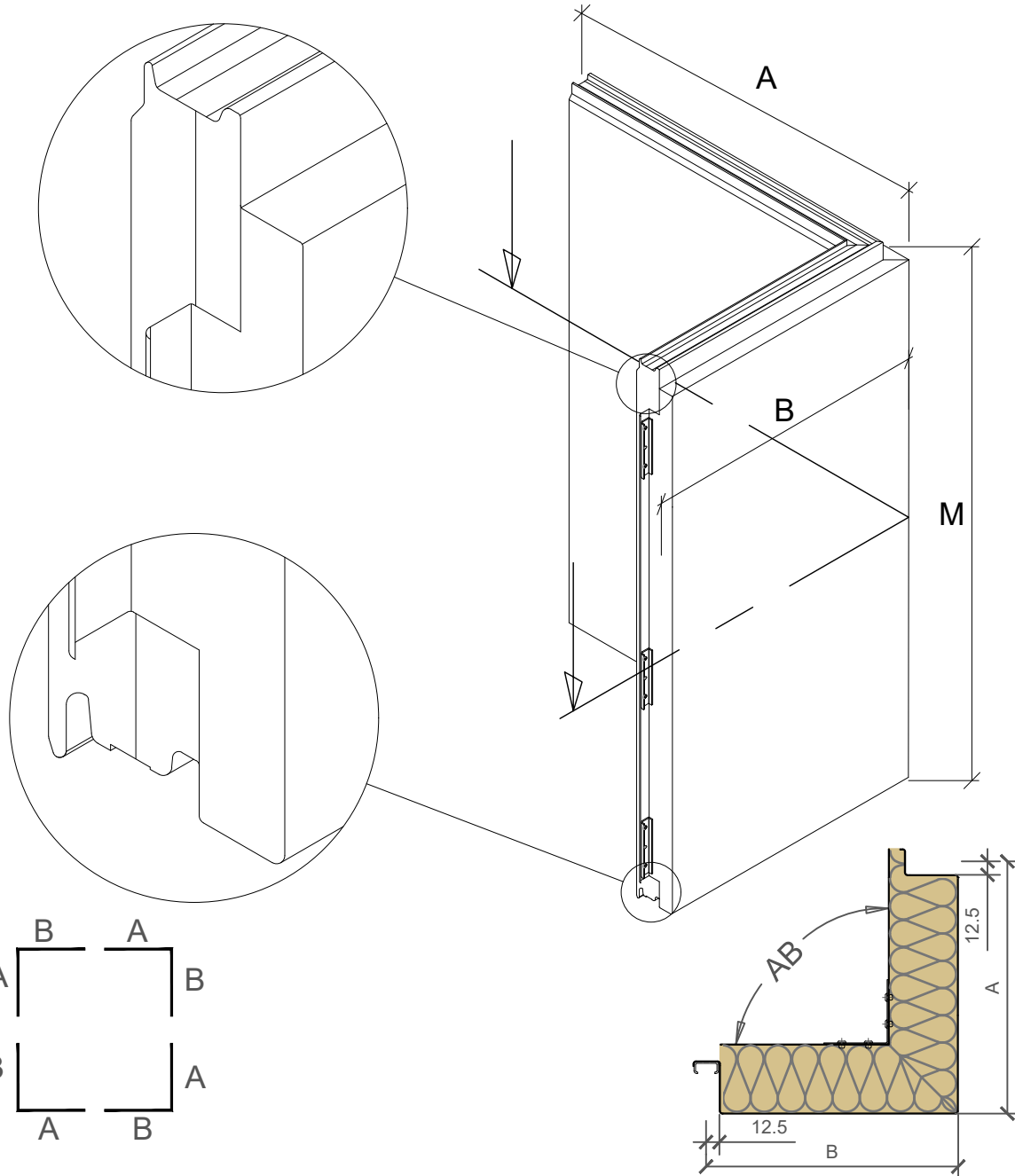
JOINT TYPE

- B - B ○ BF - BF
- B - BF ○ F - B
- BF - B ○ F - BF

BUILDING APPLICATION

- External Facade ○ External Soffit
- Internal Wall ○ Internal Ceiling

M = 600-1200mm
 A+B = R; Rmin = 550mm; Rmax = 2000mm
 Amin(Bmin) = 150mm
 Amax(Bmax) = 1000mm
 Bending angle AB = 60°-175°



NOTES

- Prefabricated external corner element
- Dimensions A and B must be adjusted to cladding and building tolerances

HORIZONTAL INSTALLATION

QBISS SCREEN MW

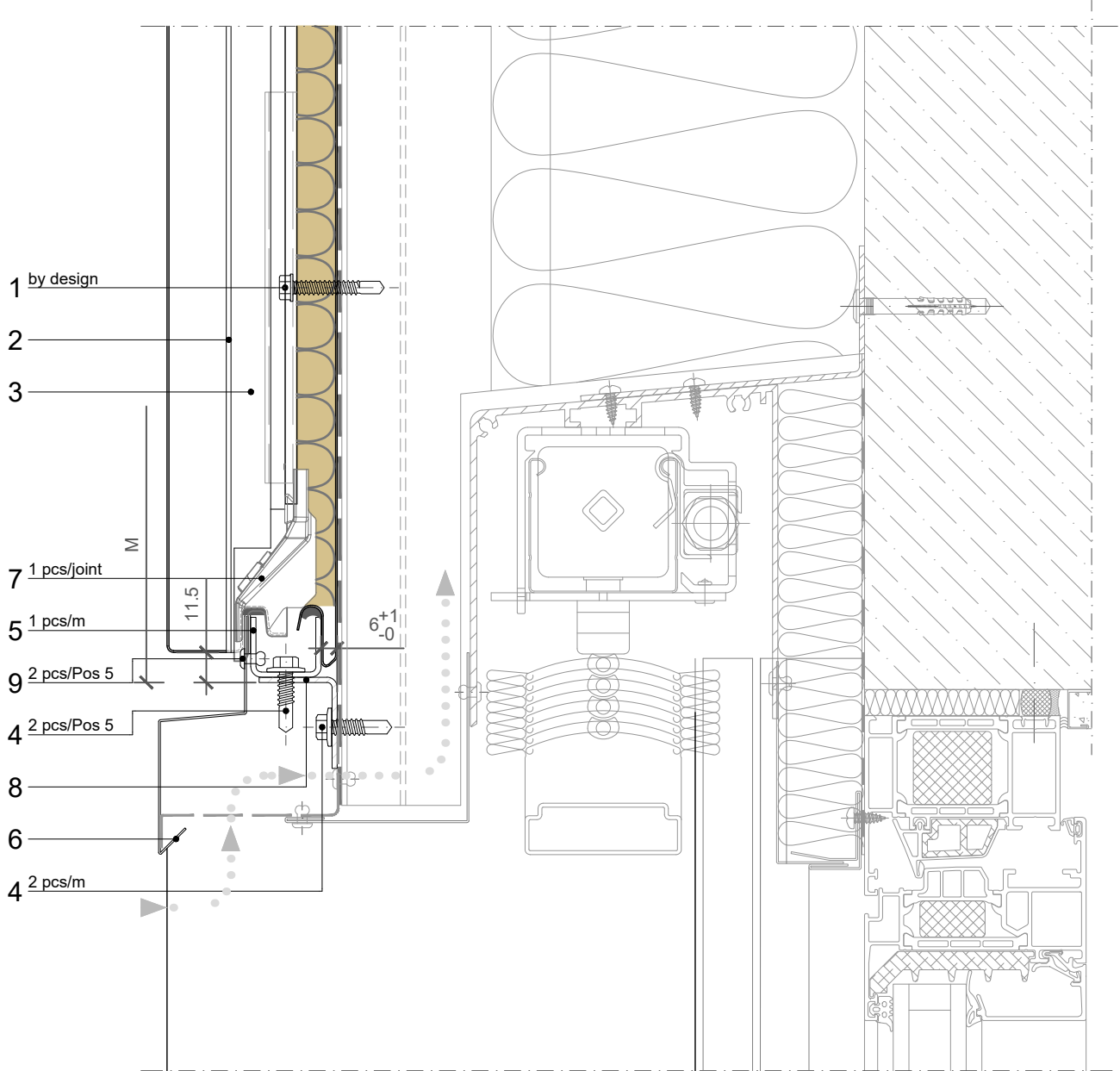
JOINT TYPE

- B - B ○ BF - BF
- B - BF ○ F - B
- BF - B ○ F - BF

BUILDING APPLICATION

- External Facade ○ External Soffit
- Internal Wall ○ Internal Ceiling

VERTICAL CUT



POS.	CODE	ELEMENTS	SCALE: M 1:2.5
1	P039	Fixing screw - The type of screw depends on the material of the substructure	
2	A023	Decorative profile HF40 - recessed look of transversal joint	
3	T052	Transversal gasket	
4	P038	Fixing screw - The type of screw depends on the material of the substructure	
5	N429	Cladding element holder L=200mm	
6	O1041	Drip flashing	
7	T051	EPDM - drip element	
8	N1284	L-section 2x30	
9	K002	Blind rivet 4x10	

**HORIZONTAL
INSTALLATION**

**QBISS
SCREEN MW**

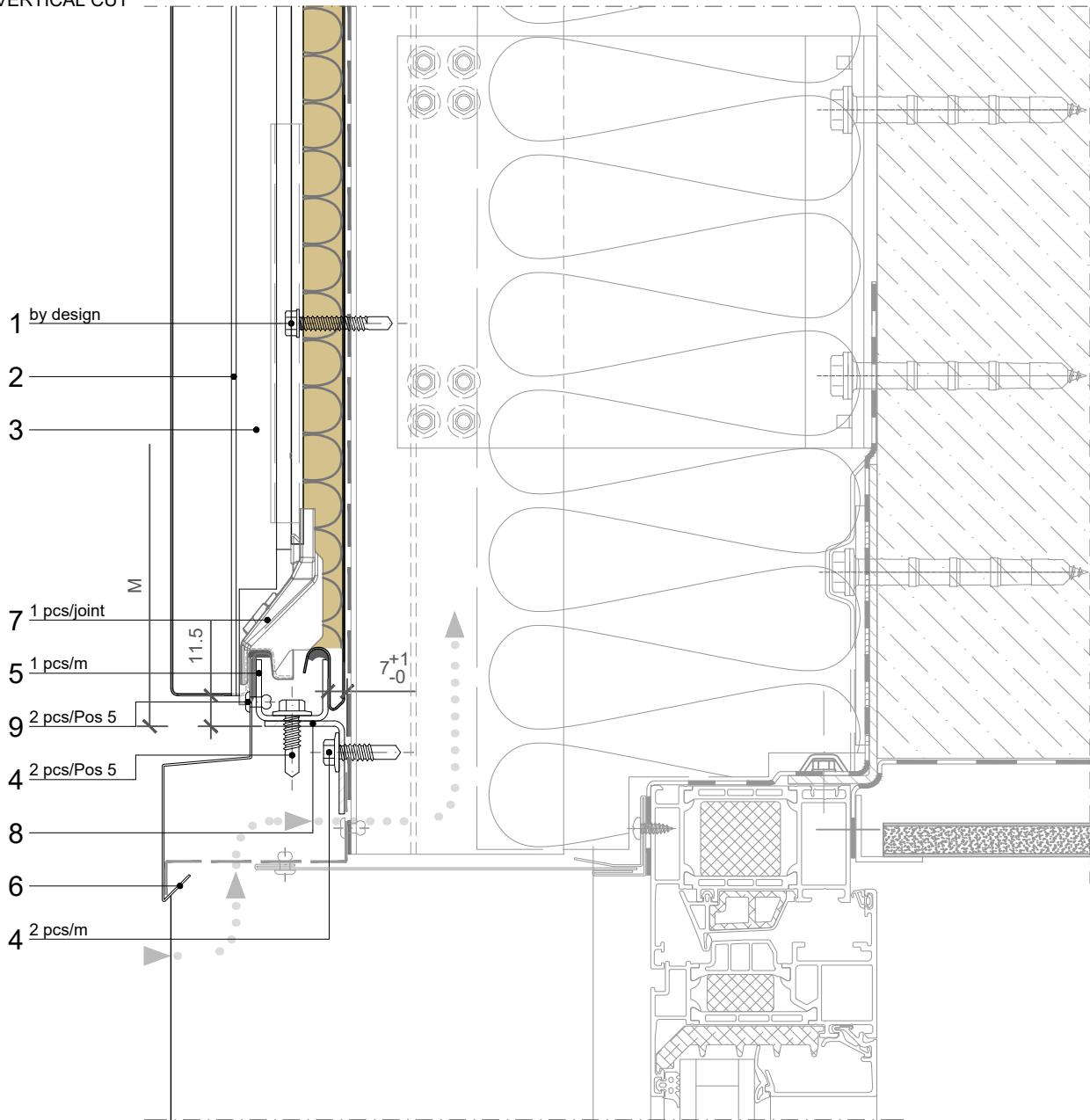
JOINT TYPE

- B - B ○ BF - BF
- B - BF ○ F - B
- BF - B ○ F - BF

BUILDING APPLICATION

- External Facade ○ External Soffit
- Internal Wall ○ Internal Ceiling

VERTICAL CUT



POS.	CODE	ELEMENTS	SCALE: M 1:2.5
1	P039	Fixing screw - The type of screw depends on the material of the substructure	
2	A023	Decorative profile HF40 - recessed look of transversal joint	
3	T052	Transversal gasket	
4	P038	Fixing screw - The type of screw depends on the material of the substructure	
5	N429	Cladding element holder L=200mm	
6	O1041	Drip flashing	
7	T051	EPDM - drip element	
8	N1284	L-section 2x30	
9	K002	Blind rivet 4x10	

**HORIZONTAL
INSTALLATION**

**QBISS
SCREEN MW**

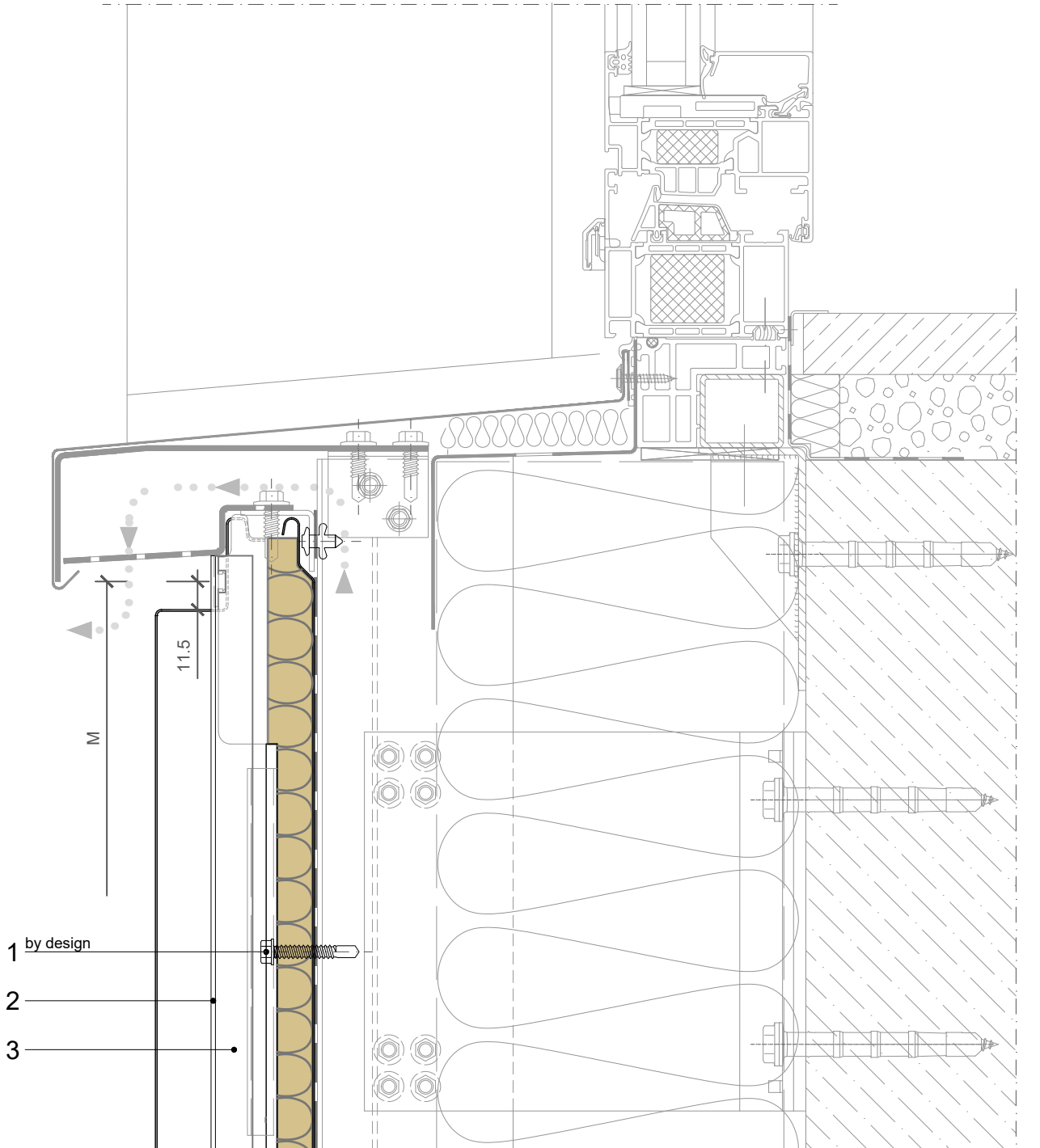
JOINT TYPE

- B - B ○ BF - BF
- B - BF ○ F - B
- BF - B ○ F - BF

BUILDING APPLICATION

- External Facade ○ External Soffit
- Internal Wall ○ Internal Ceiling

VERTICAL CUT



POS.	CODE	ELEMENTS	SCALE: M 1:2.5
1	P039	Fixing screw - The type of screw depends on the material of the substructure	
2	A023	Decorative profile HF40 - recessed look of transversal joint	
3	T052	Transversal gasket	

VERSION: 1 15. 07. 2019 I

WINDOW

Trimo Group holds full copyrights on the information and details provided on this media, therefore any unauthorized reproduction and distribution is strictly prohibited.

**HORIZONTAL
INSTALLATION**

**QBISS
SCREEN MW**

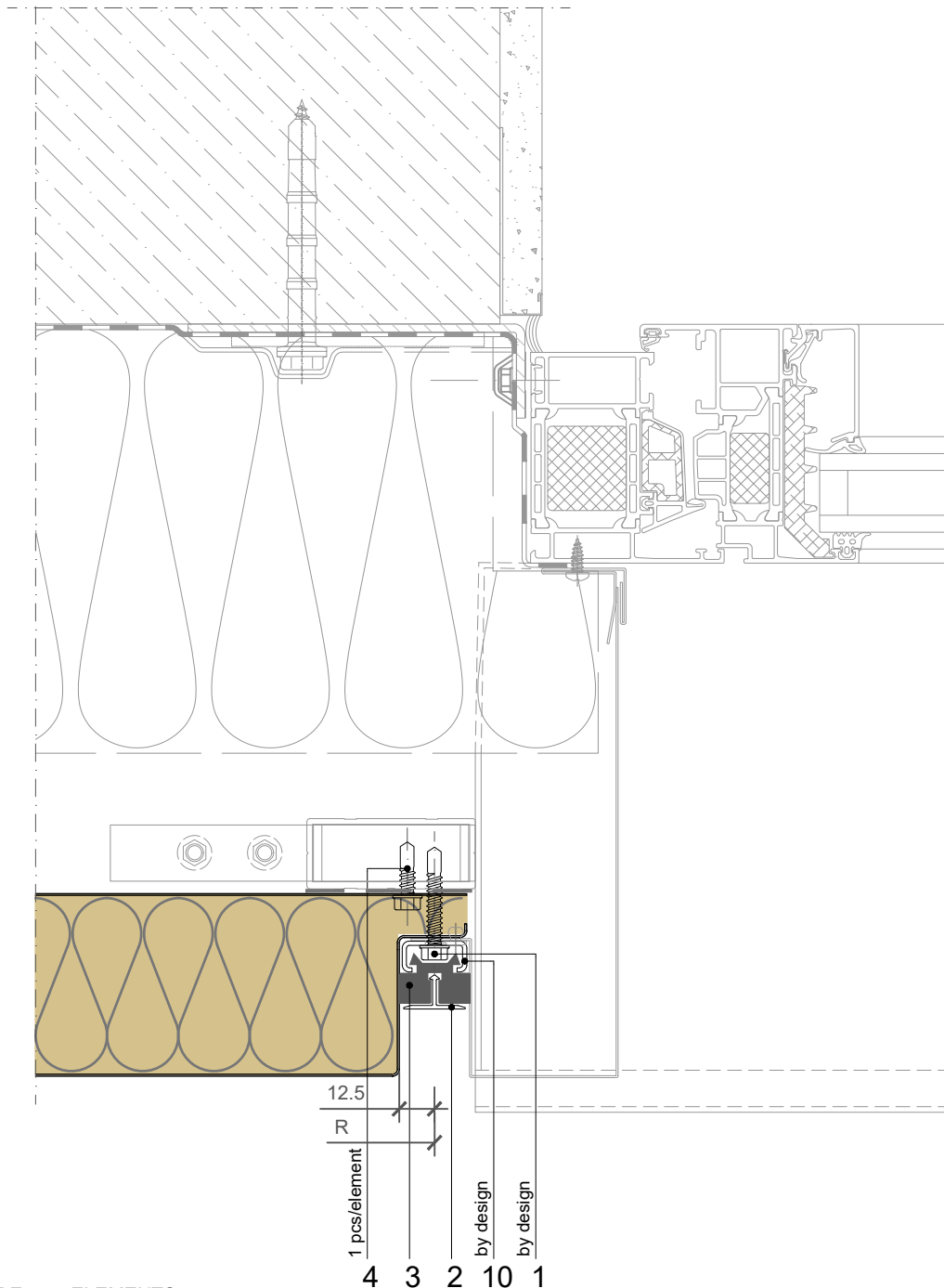
JOINT TYPE

- B - B ○ BF - BF
- B - BF ○ F - B
- BF - B ○ F - BF

BUILDING APPLICATION

- External Facade ○ External Soffit
- Internal Wall ○ Internal Ceiling

HORIZONTAL CUT



POS.	CODE	ELEMENTS	SCALE: M 1:2.5
1	P039	Fixing screw - The type of screw depends on the material of the substructure	
2	A023	Decorative profile HF40 - recessed look of transversal joint	
3	T052	Transversal gasket	
4	P038	Fixing screw - The type of screw depends on the material of the substructure	
10	N637	Fixing pad element	

**HORIZONTAL
INSTALLATION**

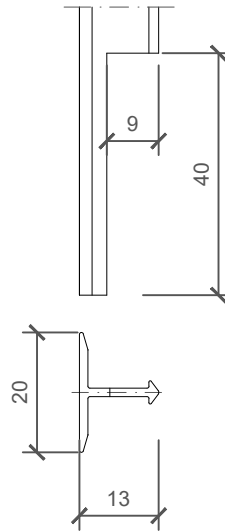
**QBISS
SCREEN MW**

JOINT TYPE

- B - B BF - BF
- B - BF F - B
- BF - B F - BF

BUILDING APPLICATION

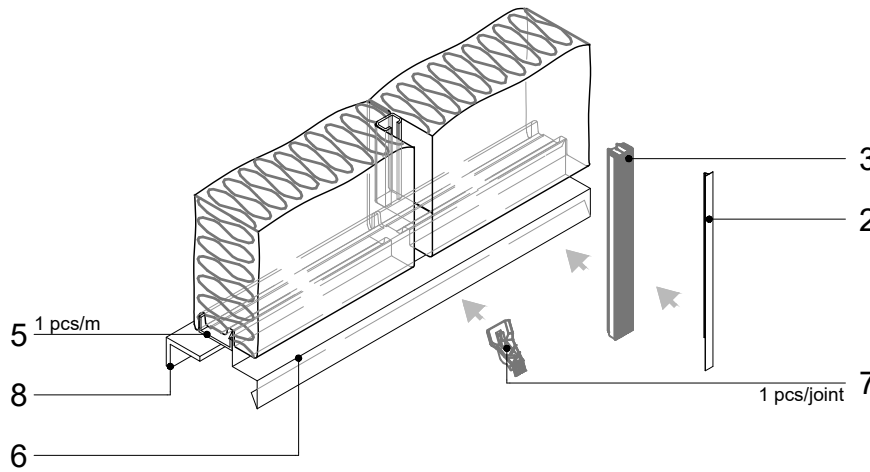
- External Facade External Soffit
- Internal Wall Internal Ceiling



NOTES

- 2_ELEMENT_A023_Decorative profile HF 40 - mechanical treatment

SCALE: M 1:2

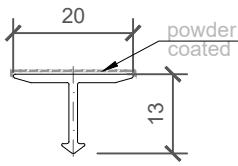


NOTES

- 7_ELEMENT_T051_EPDM - drip element - installation

POS.	CODE	ELEMENTS
2	A023	Decorative profile HF40 - recessed look of transversal joint
3	T052	Transversal gasket
5	N429	Cladding element holder L=200mm
6	O1041	Drip flashing
7	T051	EPDM - drip element
8	N1284	L-section 2x30

2_ELEMENT_A023_Decorative profile HF 40

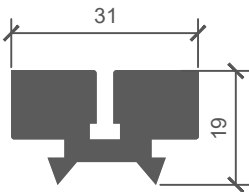


COLOUR	----
LENGHT_1	----
PIECES_1	----
LENGHT_2	----
PIECES_2	----

NOTES

material: EN AW-6061
Lmax = 4000 mm (6000 mm)

3_ELEMENT_T052_Transversal gasket

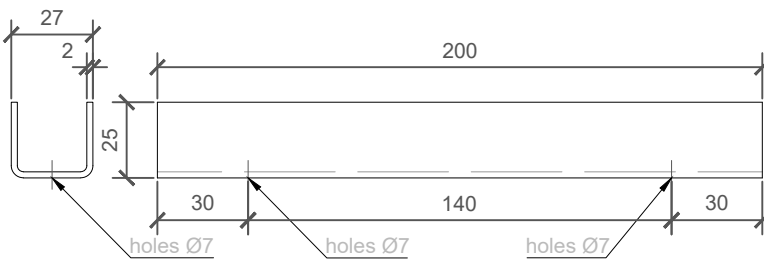


LENGHT_1	----
PIECES_1	----
LENGHT_2	----
PIECES_2	----

NOTES

material: EPDM

5_ELEMENT_N429_Cladding element holder L=200mm

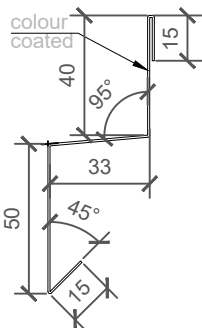


PIECES_1	----
PIECES_2	----

NOTES

material: Zinc - coated metal sheet (2 mm) / option: Stainless steel (2 mm)
sheet width: 69 mm

6_ELEMENT_O1041_Drip flashing

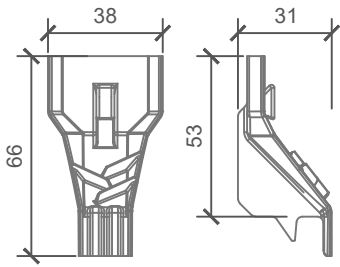


COLOUR	----
LENGHT_1	----
PIECES_1	----
LENGHT_2	----
PIECES_2	----

NOTES

material: Colored metal sheet (0,7 mm)
sheet width: 153 mm
Lmax = 6000 mm

7_ELEMENT_T051_EPDM - drip element

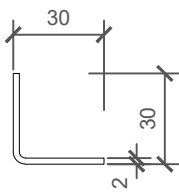


PIECES_1	----
PIECES_2	----

NOTES

material: EPDM

8_ELEMENT_N1284_L-section 2x30

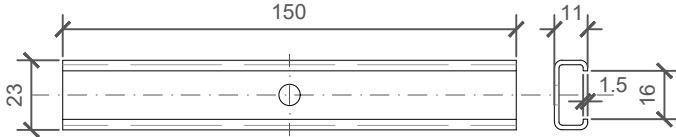


LENGHT_1	----
PIECES_1	----
LENGHT_2	----
PIECES_2	----

NOTES

material: Zinc - coated metal sheet (2 mm) / option: Stainless steel (2 mm)
 sheet width: 56 mm
 Lmax = 4000 mm

10_ELEMENT_N637_Fixing pad element



PIECES_1	----
PIECES_2	----

NOTES

material: Zinc - coated metal sheet (1.5 mm)

HORIZONTAL INSTALLATION

QBISS SCREEN MW

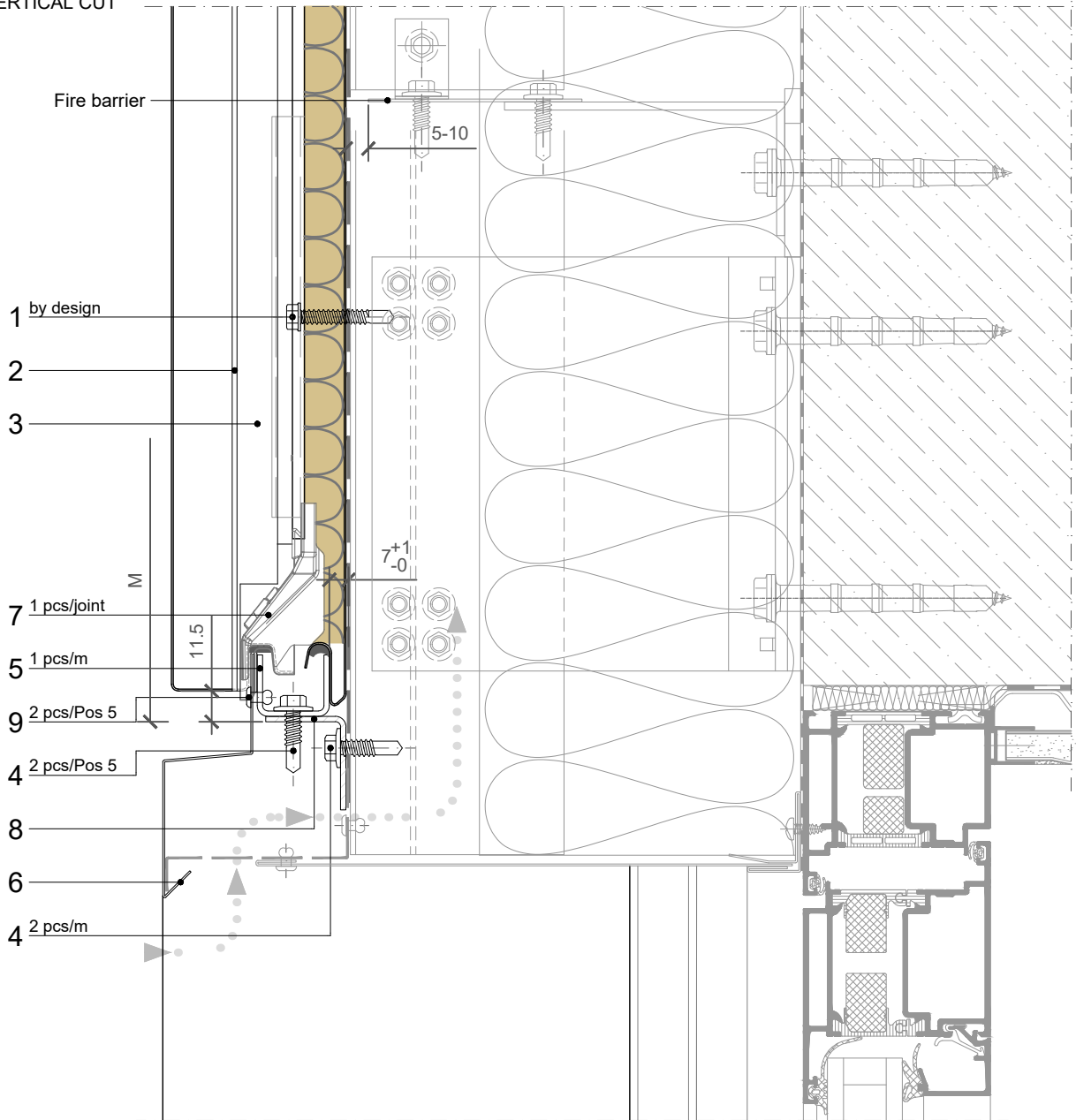
JOINT TYPE

- B - B ○ BF - BF
- B - BF ○ F - B
- BF - B ○ F - BF

BUILDING APPLICATION

- External Facade ○ External Soffit
- Internal Wall ○ Internal Ceiling

VERTICAL CUT



POS.	CODE	ELEMENTS	SCALE: M 1:2.5
1	P039	Fixing screw - The type of screw depends on the material of the substructure	
2	A023	Decorative profile HF40 - recessed look of transversal joint	
3	T052	Transversal gasket	
4	P038	Fixing screw - The type of screw depends on the material of the substructure	
5	N429	Cladding element holder L=200mm	
6	O1041	Drip flashing	
7	T051	EPDM - drip element	
8	N1284	L-section 2x30	
9	K002	Blind rivet 4x10	

**HORIZONTAL
INSTALLATION**

**QBISS
SCREEN MW**

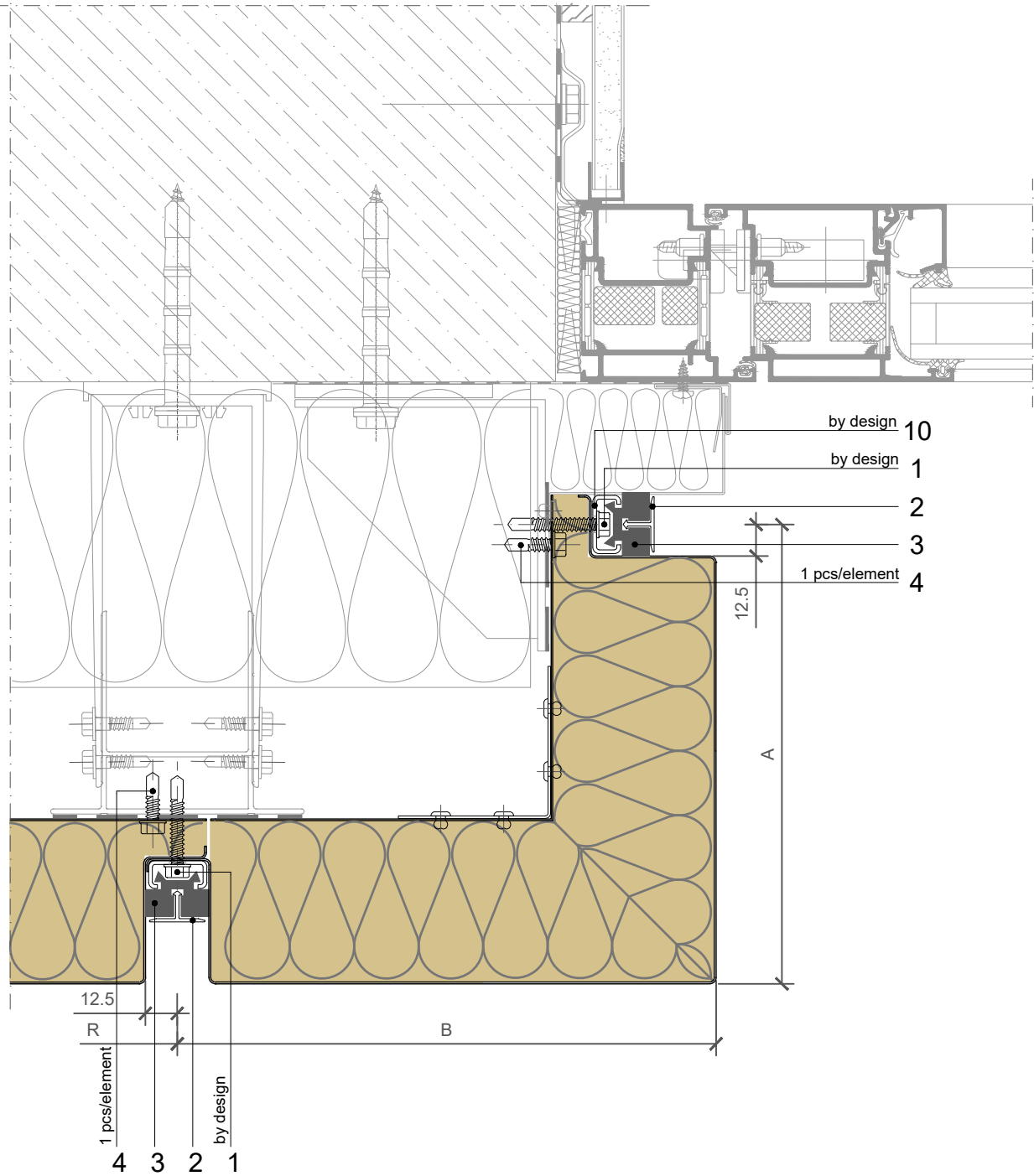
JOINT TYPE

- B - B ○ BF - BF
- B - BF ○ F - B
- BF - B ○ F - BF

BUILDING APPLICATION

- External Facade ○ External Soffit
- Internal Wall ○ Internal Ceiling

HORIZONTAL CUT



POS.	CODE	ELEMENTS	SCALE: M 1:2.5
1	P039	Fixing screw - The type of screw depends on the material of the substructure	
2	A023	Decorative profile HF40 - recessed look of transversal joint	
3	T052	Transversal gasket	
4	P038	Fixing screw - The type of screw depends on the material of the substructure	
10	N637	Fixing pad element	

DOOR

Trimo Group holds full copyrights on the information and details provided on this media, therefore any unauthorized reproduction and distribution is strictly prohibited.

**HORIZONTAL
INSTALLATION**

**QBISS
SCREEN MW**

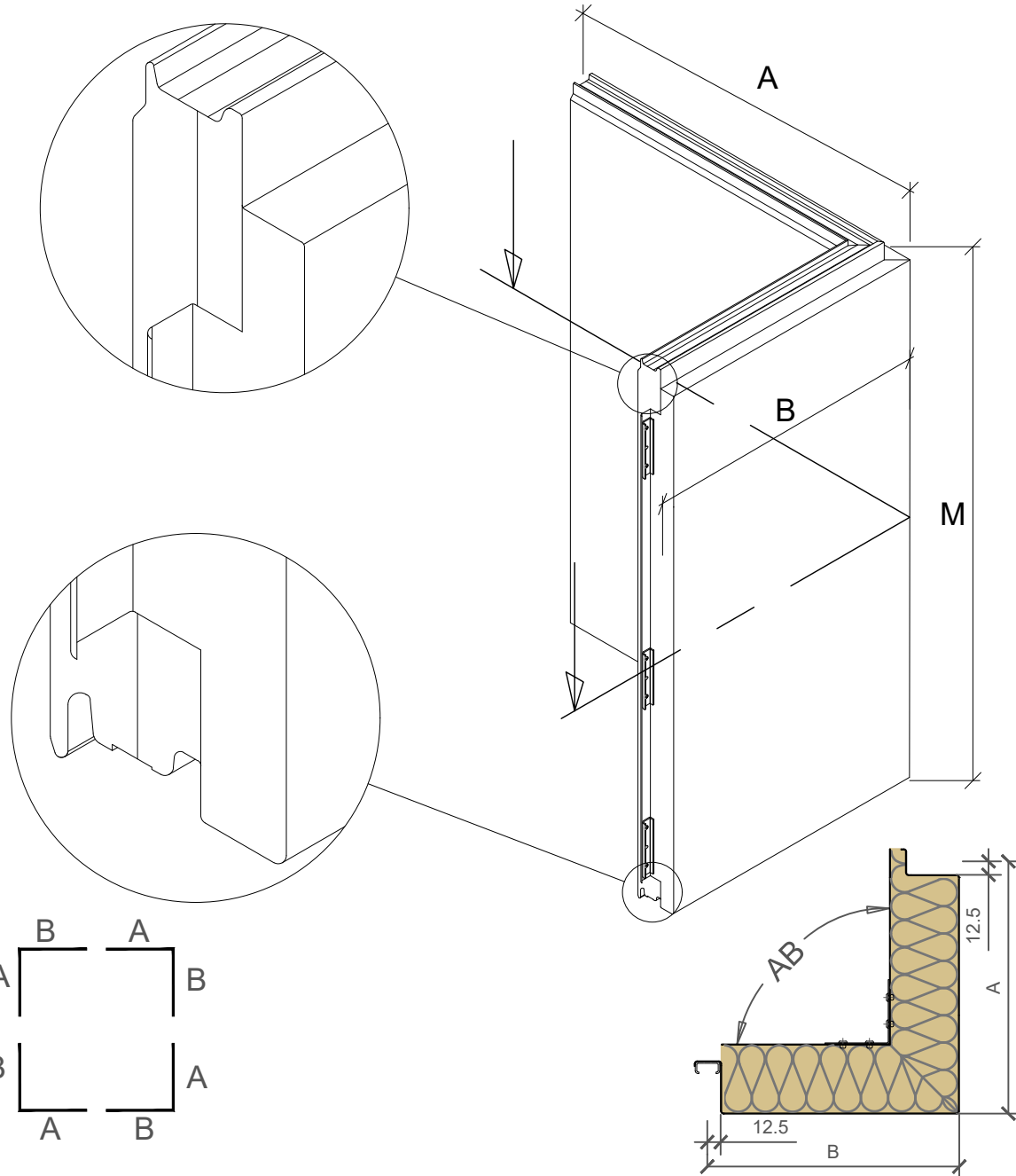
JOINT TYPE

- B - B ○ BF - BF
- B - BF ○ F - B
- BF - B ○ F - BF

BUILDING APPLICATION

- External Facade ○ External Soffit
- Internal Wall ○ Internal Ceiling

M = 600-1200mm
 A+B = R; Rmin = 550mm; Rmax = 2000mm
 Amin(Bmin) = 150mm
 Amax(Bmax) = 1000mm
 Bending angle AB = 60°-175°



NOTES

- Prefabricated external corner element
- Dimensions A and B must be adjusted to cladding and building tolerances

VERSION: 1 15. 07. 2019 |

**HORIZONTAL
INSTALLATION**

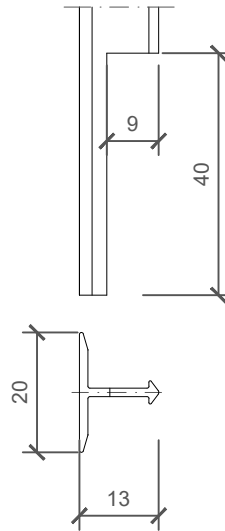
**QBISS
SCREEN MW**

JOINT TYPE

- B - B BF - BF
- B - BF F - B
- BF - B F - BF

BUILDING APPLICATION

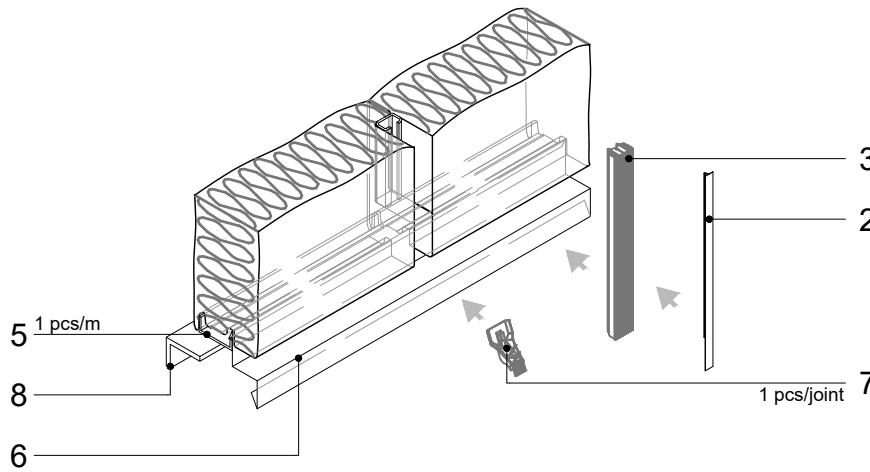
- External Facade External Soffit
- Internal Wall Internal Ceiling



NOTES

- 2_ELEMENT_A023_Decorative profile HF 40 - mechanical treatment

SCALE: M 1:2



NOTES

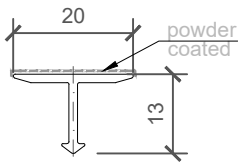
- 7_ELEMENT_T051_EPDM - drip element - installation

POS.	CODE	ELEMENTS
2	A023	Decorative profile HF40 - recessed look of transversal joint
3	T052	Transversal gasket
5	N429	Cladding element holder L=200mm
6	O1041	Drip flashing
7	T051	EPDM - drip element
8	N1284	L-section 2x30

DOOR

Trimo Group holds full copyrights on the information and details provided on this media, therefore any unauthorized reproduction and distribution is strictly prohibited.

2_ELEMENT_A023_Decorative profile HF 40

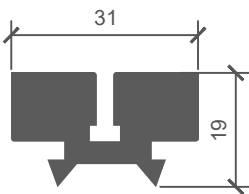


COLOUR	----
LENGHT_1	----
PIECES_1	----
LENGHT_2	----
PIECES_2	----

NOTES

material: EN AW-6061
Lmax = 4000 mm (6000 mm)

3_ELEMENT_T052_Transversal gasket

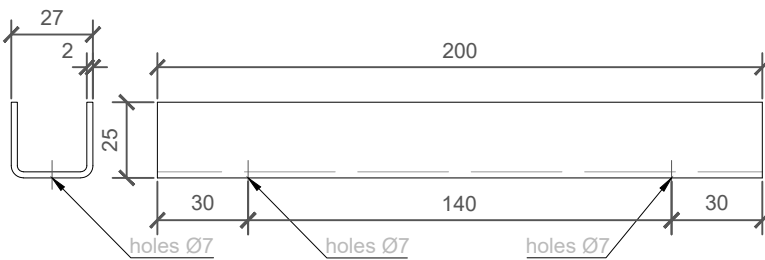


LENGHT_1	----
PIECES_1	----
LENGHT_2	----
PIECES_2	----

NOTES

material: EPDM

5_ELEMENT_N429_Cladding element holder L=200mm

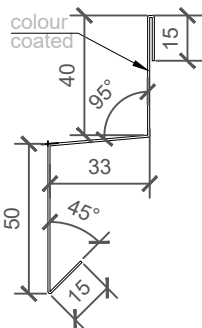


PIECES_1	----
PIECES_2	----

NOTES

material: Zinc - coated metal sheet (2 mm) / option: Stainless steel (2 mm)
sheet width: 69 mm

6_ELEMENT_O1041_Drip flashing

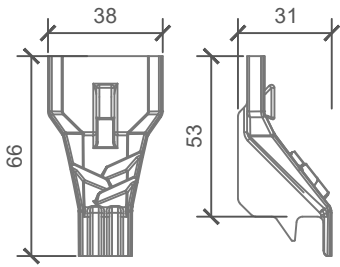


COLOUR	----
LENGHT_1	----
PIECES_1	----
LENGHT_2	----
PIECES_2	----

NOTES

material: Colored metal sheet (0,7 mm)
sheet width: 153 mm
Lmax = 6000 mm

7_ELEMENT_T051_EPDM - drip element

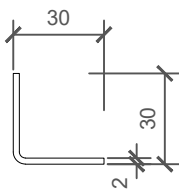


PIECES_1	----
PIECES_2	----

NOTES

material: EPDM

8_ELEMENT_N1284_L-section 2x30

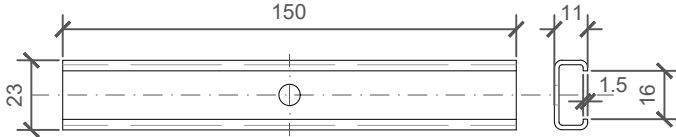


LENGHT_1	----
PIECES_1	----
LENGHT_2	----
PIECES_2	----

NOTES

material: Zinc - coated metal sheet (2 mm) / option: Stainless steel (2 mm)
 sheet width: 56 mm
 Lmax = 4000 mm

10_ELEMENT_N637_Fixing pad element



PIECES_1	----
PIECES_2	----

NOTES

material: Zinc - coated metal sheet (1.5 mm)

HORIZONTAL INSTALLATION

QBISS SCREEN MW

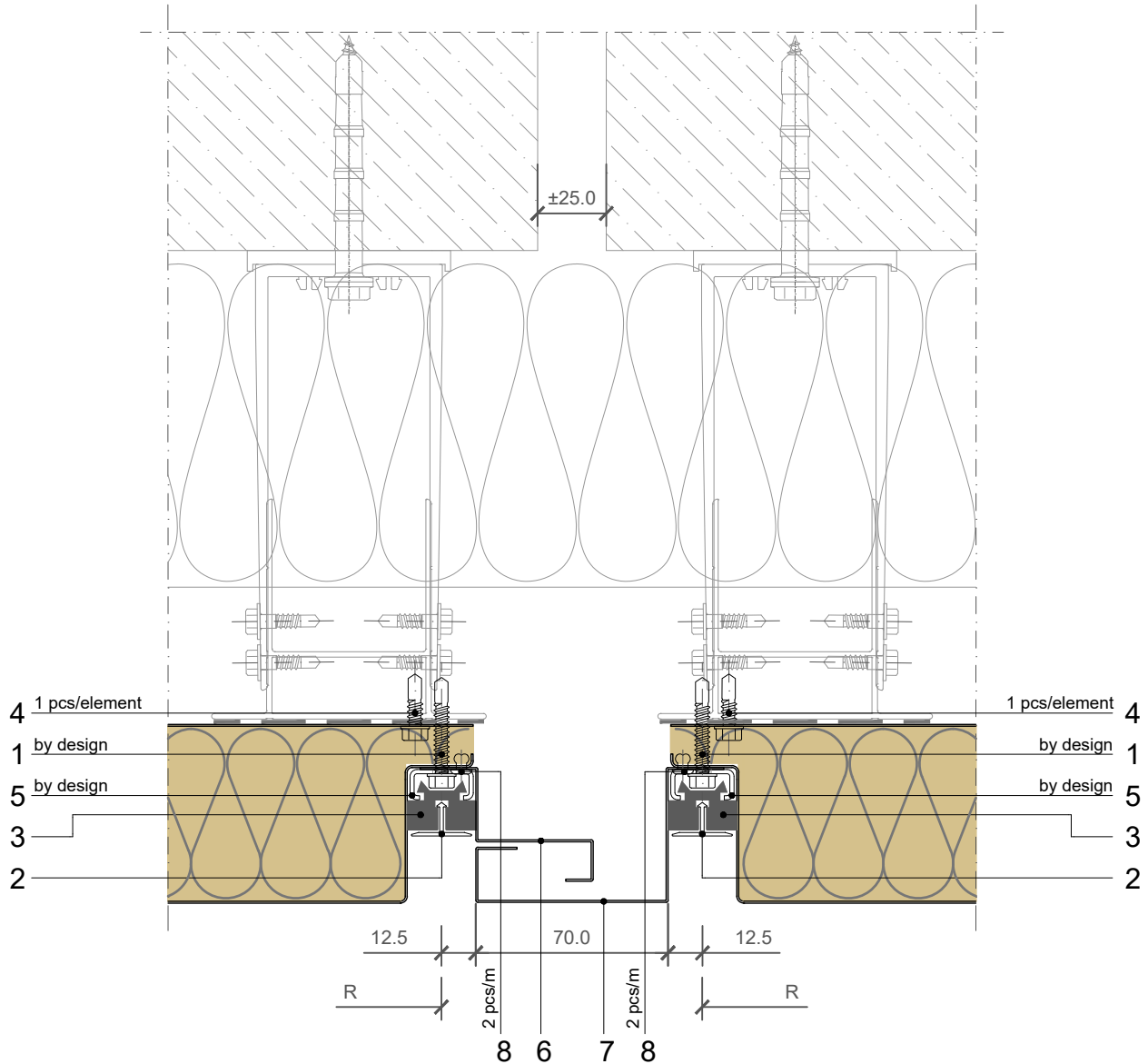
JOINT TYPE

- B - B ○ BF - BF
- B - BF ○ F - B
- BF - B ○ F - BF

BUILDING APPLICATION

- External Facade ○ External Soffit
- Internal Wall ○ Internal Ceiling

HORIZONTAL CUT

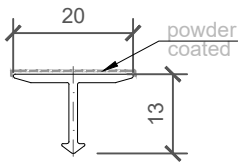


POS.	CODE	ELEMENTS	SCALE: M 1:2.5
1	P039	Fixing screw - The type of screw depends on the material of the substructure	
2	A023	Decorative profile HF40 - recessed look of transversal joint	
3	T052	Transversal gasket	
4	P038	Fixing screw - The type of screw depends on the material of the substructure	
5	N637	Fixing pad element	
6	O1087	Dilatation flashing - internal	
7	O1088	Dilatation flashing - external	
8	K001	Blind rivet 4x8	

DILATATION

Trimo Group holds full copyrights on the information and details provided on this media, therefore any unauthorized reproduction and distribution is strictly prohibited.

2_ELEMENT_A023_Decorative profile HF 40

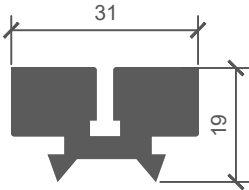


COLOUR	----
LENGHT_1	----
PIECES_1	----
LENGHT_2	----
PIECES_2	----

NOTES

material: EN AW-6061
Lmax = 4000 mm (6000 mm)

3_ELEMENT_T052_Transversal gasket

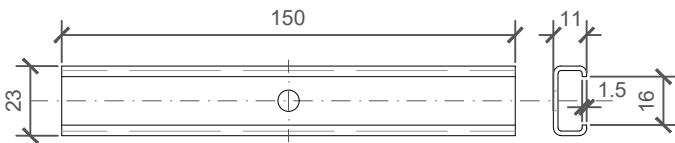


LENGHT_1	----
PIECES_1	----
LENGHT_2	----
PIECES_2	----

NOTES

material: EPDM

5_ELEMENT_N637_Fixing pad element

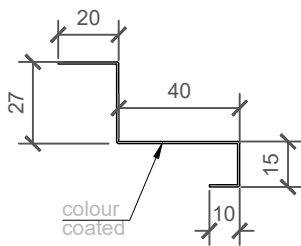


PIECES_1	----
PIECES_2	----

NOTES

material: Zinc - coated metal sheet (1.5 mm)

6_ELEMENT_O1087_Dilatation flashing - internal

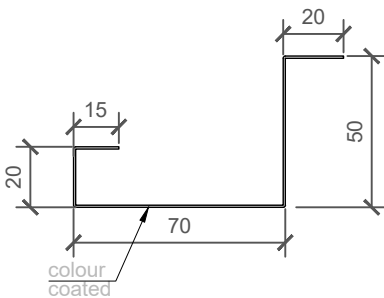


COLOUR	----
LENGHT_1	----
PIECES_1	----
LENGHT_2	----
PIECES_2	----

NOTES

material: Colored metal sheet (0,7 mm)
sheet width: 112 mm
Lmax = 6000 mm

7_ELEMENT_O1088_Dilatation flashing - external



COLOUR	----
LENGHT_1	----
PIECES_1	----
LENGHT_2	----
PIECES_2	----

NOTES

material: Colored metal sheet (0,7 mm)
sheet width: 175 mm
Lmax = 6000 mm

**HORIZONTAL
INSTALLATION**

**QBISS
SCREEN MW**

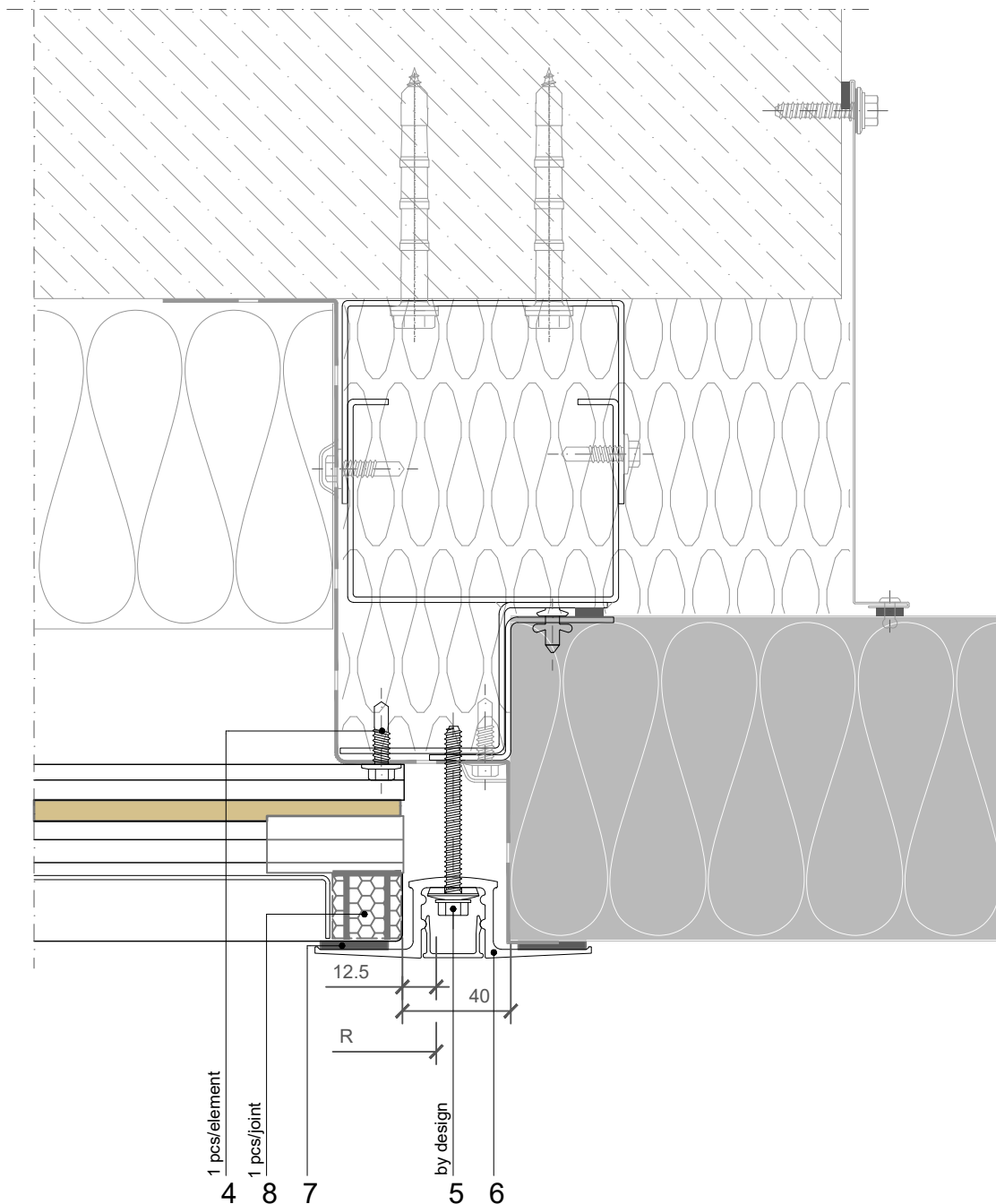
JOINT TYPE

- B - B ○ BF - BF
- B - BF ○ F - B
- BF - B ○ F - BF

BUILDING APPLICATION

- External Facade ○ External Soffit
- Internal Wall ○ Internal Ceiling

HORIZONTAL CUT



POS.	CODE	ELEMENTS	SCALE: M 1:2.5
4	P038	Fixing screw - The type of screw depends on the material of the substructure	
5	V024	Fixing screw - The type of screw depends on the material of the substructure	
6	A085	HF102/1 and HF102/2 aluminium fixing profile	
7	T003	EPDM sealing tape 6x25	
8	T022	EPDM seal 26/26x30 + mastic seal	

**HORIZONTAL
INSTALLATION**

**QBISS
SCREEN MW**

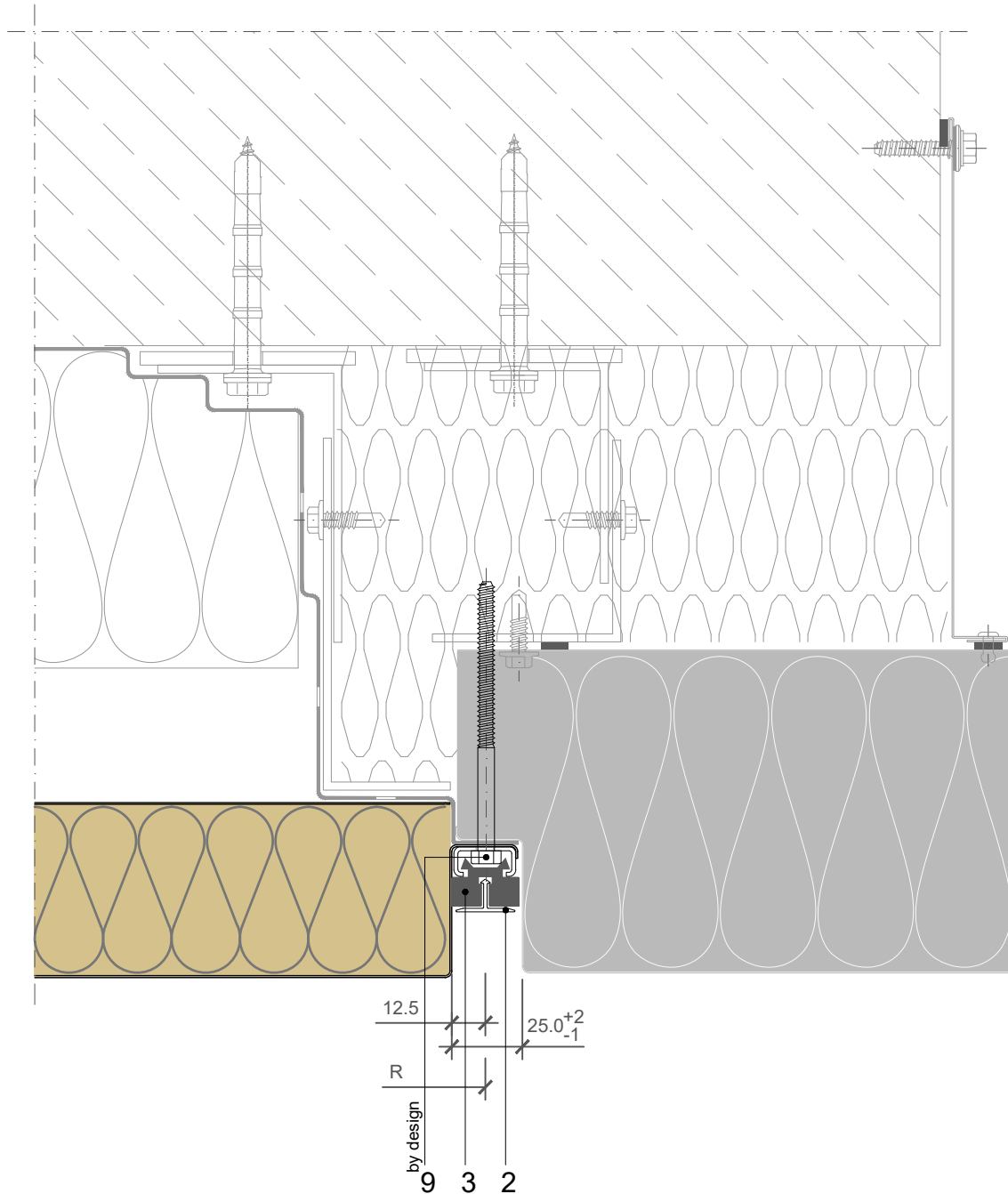
JOINT TYPE

- B - B ○ BF - BF
- B - BF ○ F - B
- BF - B ○ F - BF

BUILDING APPLICATION

- External Facade ○ External Soffit
- Internal Wall ○ Internal Ceiling

HORIZONTAL CUT



POS.	CODE	ELEMENTS	SCALE: M 1:2.5
2	A023	Decorative profile HF40 - recessed look of transversal joint	
3	T052	Transversal gasket	
9	P021	Fixing screw - The type of screw depends on the material of the substructure	

**HORIZONTAL
INSTALLATION**

**QBISS
SCREEN MW**

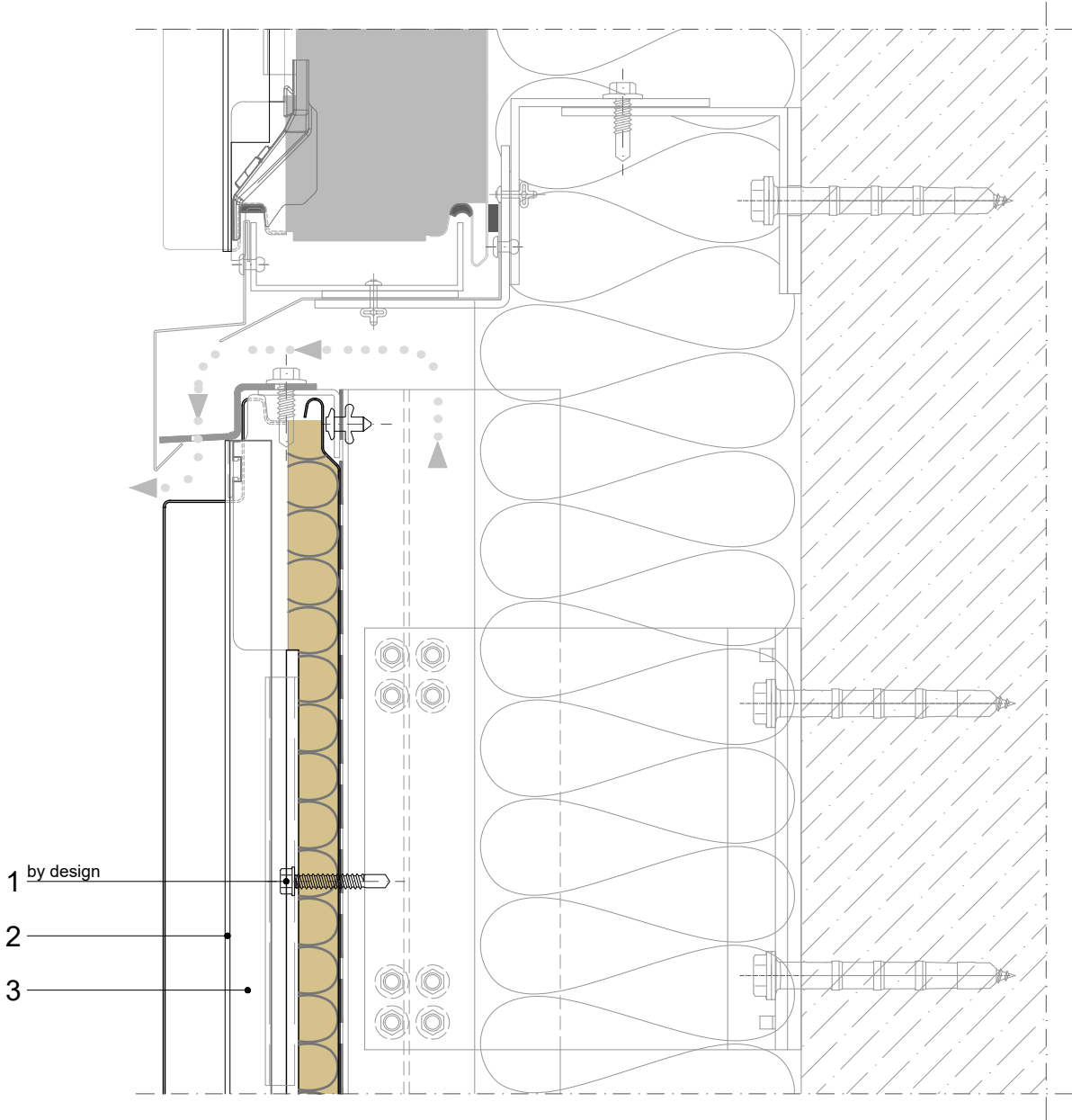
JOINT TYPE

- B - B ○ BF - BF
- B - BF ○ F - B
- BF - B ○ F - BF

BUILDING APPLICATION

- External Facade ○ External Soffit
- Internal Wall ○ Internal Ceiling

VERTICAL CUT



POS.	CODE	ELEMENTS	SCALE: M 1:2.5
1	P039	Fixing screw - The type of screw depends on the material of the substructure	
2	A023	Decorative profile HF40 - recessed look of transversal joint	
3	T052	Transversal gasket	

TRIMO SYSTEM CONNECTION

Trimo Group holds full copyrights on the information and details provided on this media, therefore any unauthorized reproduction and distribution is strictly prohibited.

**HORIZONTAL
INSTALLATION**

**QBISS
SCREEN MW**

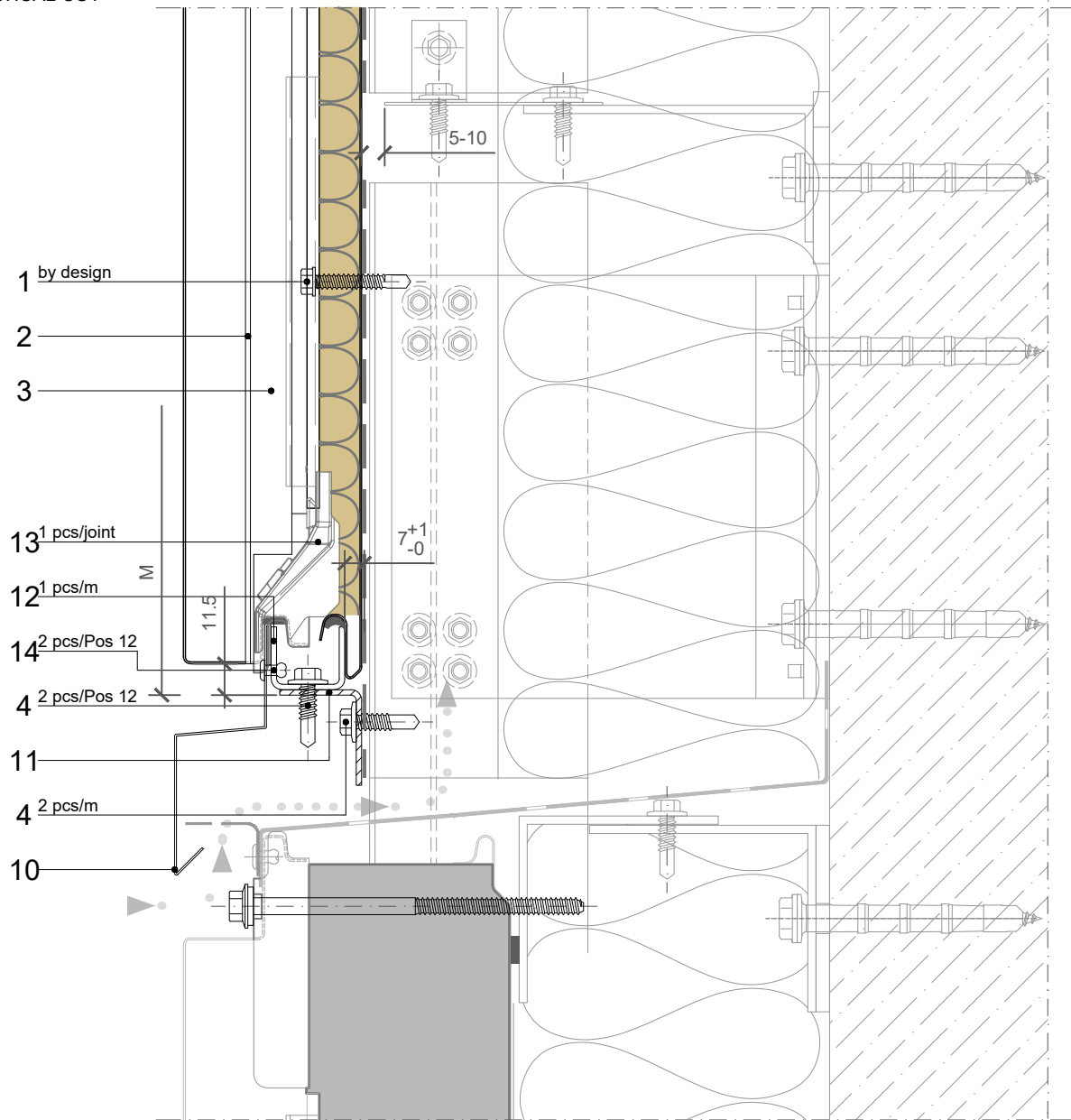
JOINT TYPE

- B - B ○ BF - BF
- B - BF ○ F - B
- BF - B ○ F - BF

BUILDING APPLICATION

- External Facade ○ External Soffit
- Internal Wall ○ Internal Ceiling

VERTICAL CUT



POS.	CODE	ELEMENTS	SCALE: M 1:2.5
1	P039	Fixing screw - The type of screw depends on the material of the substructure	
2	A023	Decorative profile HF40 - recessed look of transversal joint	
3	T052	Transversal gasket	
4	P038	Fixing screw - The type of screw depends on the material of the substructure	
10	O1041	Drip flashing	
11	N1284	L-section 2x30	
12	N1284	Cladding element holder L=200mm	
13	T051	EPDM - drip element	
14	K002	Blind rivet 4x10	

**HORIZONTAL
INSTALLATION**

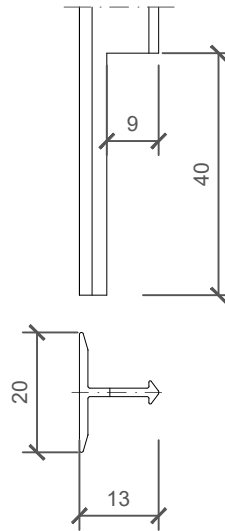
**QBISS
SCREEN MW**

JOINT TYPE

- B - B BF - BF
- B - BF F - B
- BF - B F - BF

BUILDING APPLICATION

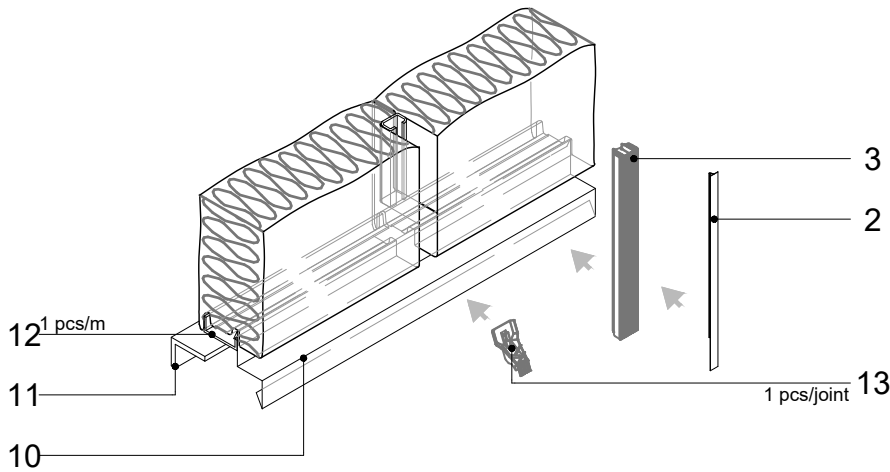
- External Facade External Soffit
- Internal Wall Internal Ceiling



NOTES

- 2_ELEMENT_A023_Decorative profile HF 40 - mechanical treatment

SCALE: M 1:2



NOTES

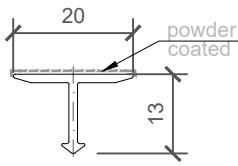
- 13_ELEMENT_T051_EPDM - drip element - installation

POS.	CODE	ELEMENTS
2	A023	Decorative profile HF40 - recessed look of transversal joint
3	T052	Transversal gasket
10	O1041	Drip flashing
11	N1284	L-section 2x30
12	N429	Cladding element holder L=200mm
13	T051	EPDM - drip element

DOOR

Trimo Group holds full copyrights on the information and details provided on this media, therefore any unauthorized reproduction and distribution is strictly prohibited.

2_ELEMENT_A023_Decorative profile HF 40

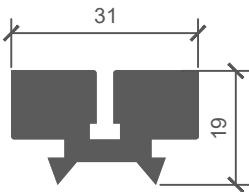


COLOUR	----
LENGHT_1	----
PIECES_1	----
LENGHT_2	----
PIECES_2	----

NOTES

material: EN AW-6061
Lmax = 4000 mm (6000 mm)

3_ELEMENT_T052_Transversal gasket

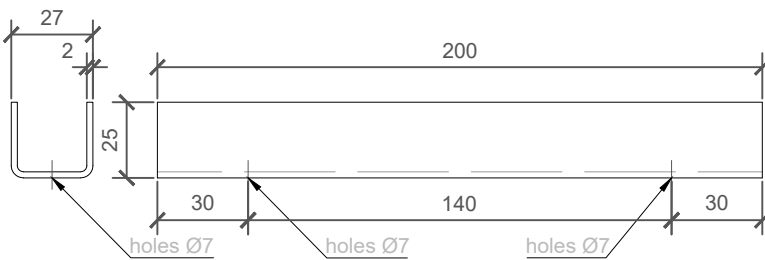


LENGHT_1	----
PIECES_1	----
LENGHT_2	----
PIECES_2	----

NOTES

material: EPDM

5_ELEMENT_N429_Cladding element holder L=200mm

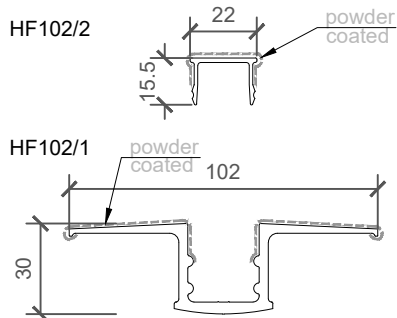


PIECES_1	----
PIECES_2	----

NOTES

material: Zinc - coated metal sheet (2 mm) / option: Stainless steel (2 mm)
sheet width: 69 mm

6_ELEMENT_A085_HF102/1 and HF102/2 aluminium fixing profile

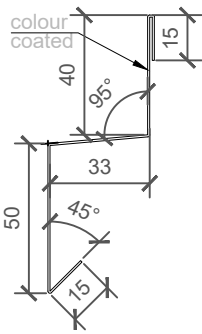


COLOUR	----
LENGHT_1	----
PIECES_1	----
LENGHT_2	----
PIECES_2	----

NOTES

material: EN AW--6060 T66
Lmax = 4000 mm (6000 mm)

10_ELEMENT_O1041_Drip flashing

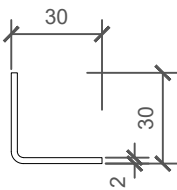


COLOUR	----
LENGHT_1	----
PIECES_1	----
LENGHT_2	----
PIECES_2	----

NOTES

material: Colored metal sheet (0,7 mm)
 sheet width: 153 mm
 Lmax = 6000 mm

11_ELEMENT_N1284_L-section 2x30

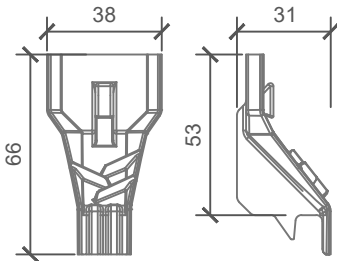


LENGHT_1	----
PIECES_1	----
LENGHT_2	----
PIECES_2	----

NOTES

material: Zinc - coated metal sheet (2 mm) / option: Stainless steel (2 mm)
 sheet width: 56 mm
 Lmax = 4000 mm

13_ELEMENT_T051_EPDM - drip element



PIECES_1	----
PIECES_2	----

NOTES

material: EPDM

**HORIZONTAL
INSTALLATION**

**QBISS
SCREEN MW**

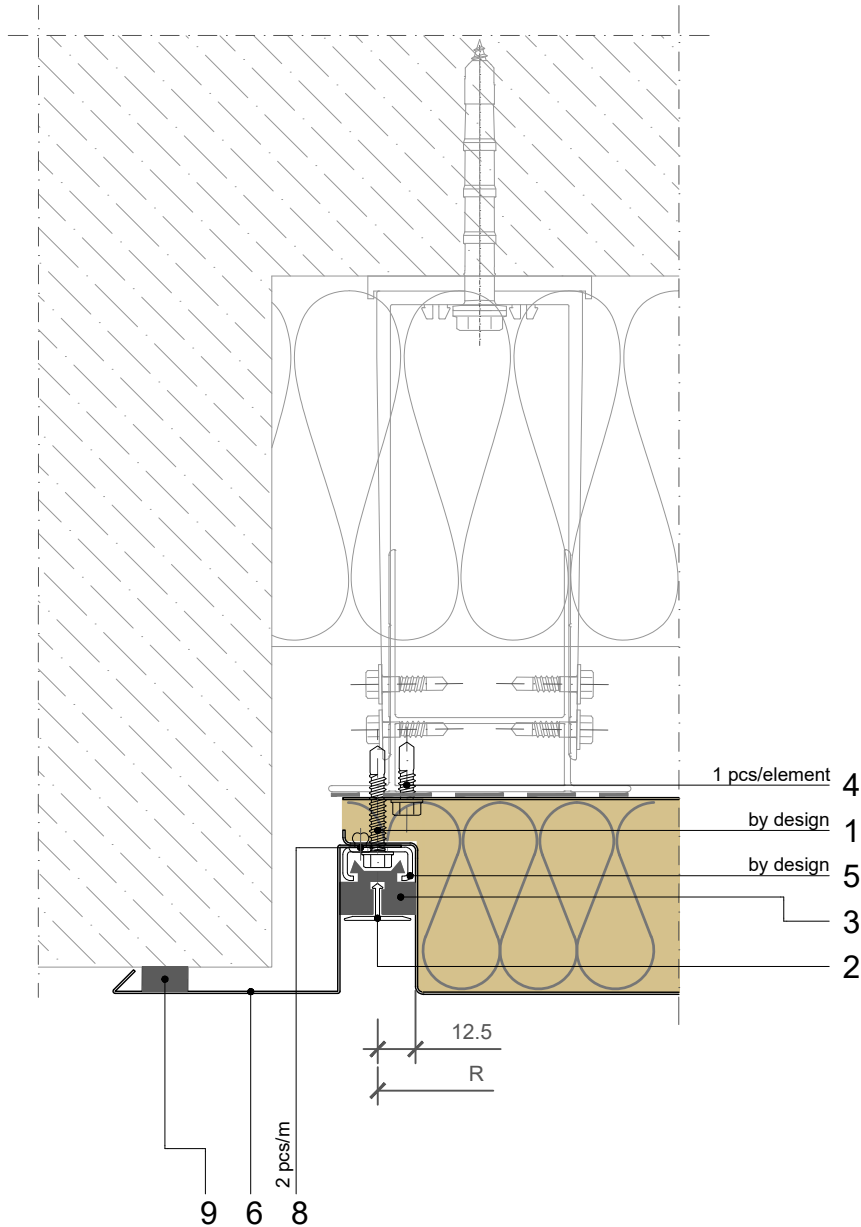
JOINT TYPE

- B - B ○ BF - BF
- B - BF ○ F - B
- BF - B ○ F - BF

BUILDING APPLICATION

- External Facade ○ External Soffit
- Internal Wall ○ Internal Ceiling

HORIZONTAL CUT



POS.	CODE	ELEMENTS	SCALE: M 1:2.5
1	P039	Fixing screw - The type of screw depends on the material of the substructure	
2	A023	Decorative profile HF40 - recessed look of transversal joint	
3	T052	Transversal gasket	
4	P038	Fixing screw - The type of screw depends on the material of the substructure	
5	N637	Fixing pad element	
6	O1067	Flashing - Cover to the wall	
8	K001	Blind rivet 4x8	
9	T016	Pre-compressed sealing tape	

OTHER SYSTEM CONNECTION

Trimo Group holds full copyrights on the information and details provided on this media, therefore any unauthorized reproduction and distribution is strictly prohibited.

**HORIZONTAL
INSTALLATION**

**QBISS
SCREEN MW**

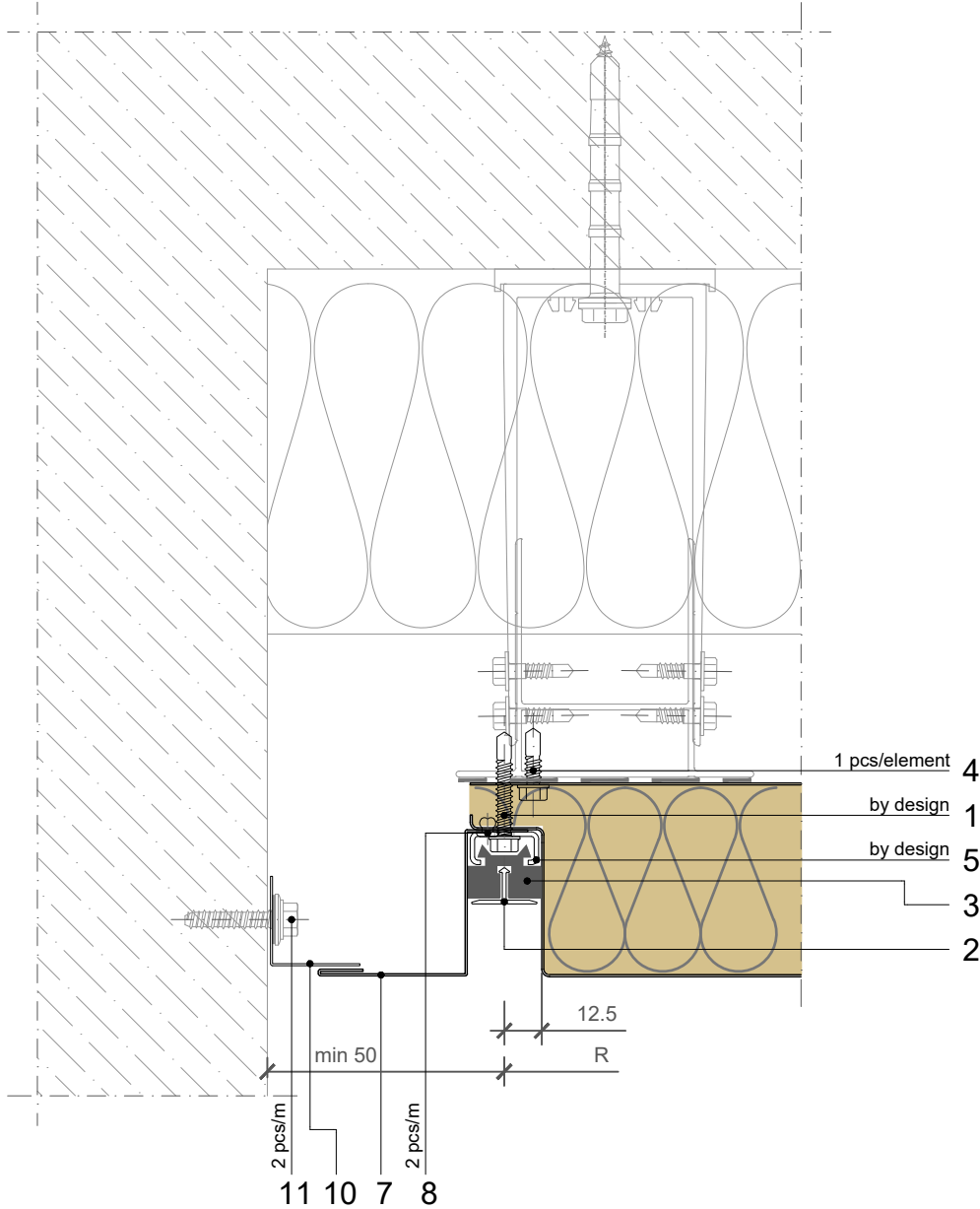
JOINT TYPE

- B - B ○ BF - BF
- B - BF ○ F - B
- BF - B ○ F - BF

BUILDING APPLICATION

- External Facade ○ External Soffit
- Internal Wall ○ Internal Ceiling

HORIZONTAL CUT

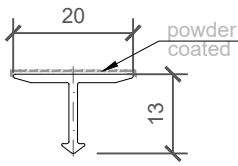


POS.	CODE	ELEMENTS	SCALE: M 1:2.5
1	P039	Fixing screw - The type of screw depends on the material of the substructure	
2	A023	Decorative profile HF40 - recessed look of transversal joint	
3	T052	Transversal gasket	
4	P038	Fixing screw - The type of screw depends on the material of the substructure	
5	N637	Fixing pad element	
7	O1515	Flashing - Cover to the wall	
8	K001	Blind rivet 4x8	
10	O1665	End flashing	
11	V045	Anchor screw	

OTHER SYSTEM CONNECTION

Trimo Group holds full copyrights on the information and details provided on this media, therefore any unauthorized reproduction and distribution is strictly prohibited.

2_ELEMENT_A023_Decorative profile HF 40

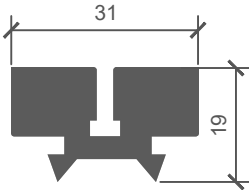


COLOUR	----
LENGHT_1	----
PIECES_1	----
LENGHT_2	----
PIECES_2	----

NOTES

material: EN AW-6061
Lmax = 4000 mm (6000 mm)

3_ELEMENT_T052_Transversal gasket

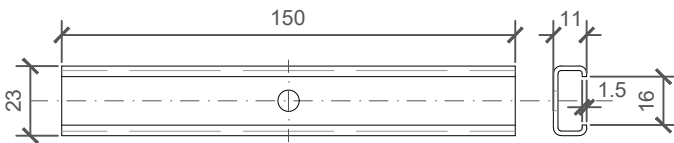


LENGHT_1	----
PIECES_1	----
LENGHT_2	----
PIECES_2	----

NOTES

material: EPDM

5_ELEMENT_N637_Fixing pad element

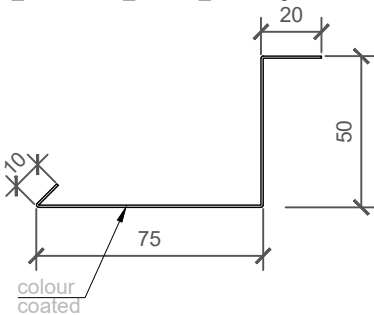


PIECES_1	----
PIECES_2	----

NOTES

material: Zinc - coated metal sheet (1.5 mm)

6_ELEMENT_O1067_Flashing - Cover to the wall

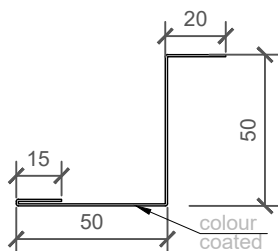


COLOUR	----
LENGHT_1	----
PIECES_1	----
LENGHT_2	----
PIECES_2	----

NOTES

material: Colored metal sheet (0,7 mm)
sheet width: 155 mm
Lmax = 6000 mm

7_ELEMENT_O1515_Flashing - Cover to the wall

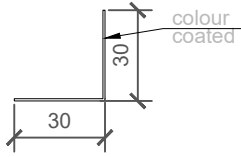


COLOUR	----
LENGHT_1	----
PIECES_1	----
LENGHT_2	----
PIECES_2	----

NOTES

material: Colored metal sheet (0,7 mm)
sheet width: 135 mm
Lmax = 6000 mm

10_ELEMENT_O1665_End flashing



NOTES

material: Colored metal sheet (0,7 mm)
sheet width: 60 mm
Lmax = 6000 mm

COLOUR	----
LENGHT_1	----
PIECES_1	----
LENGHT_2	----
PIECES_2	----

**HORIZONTAL
INSTALLATION**

**QBISS
SCREEN MW**

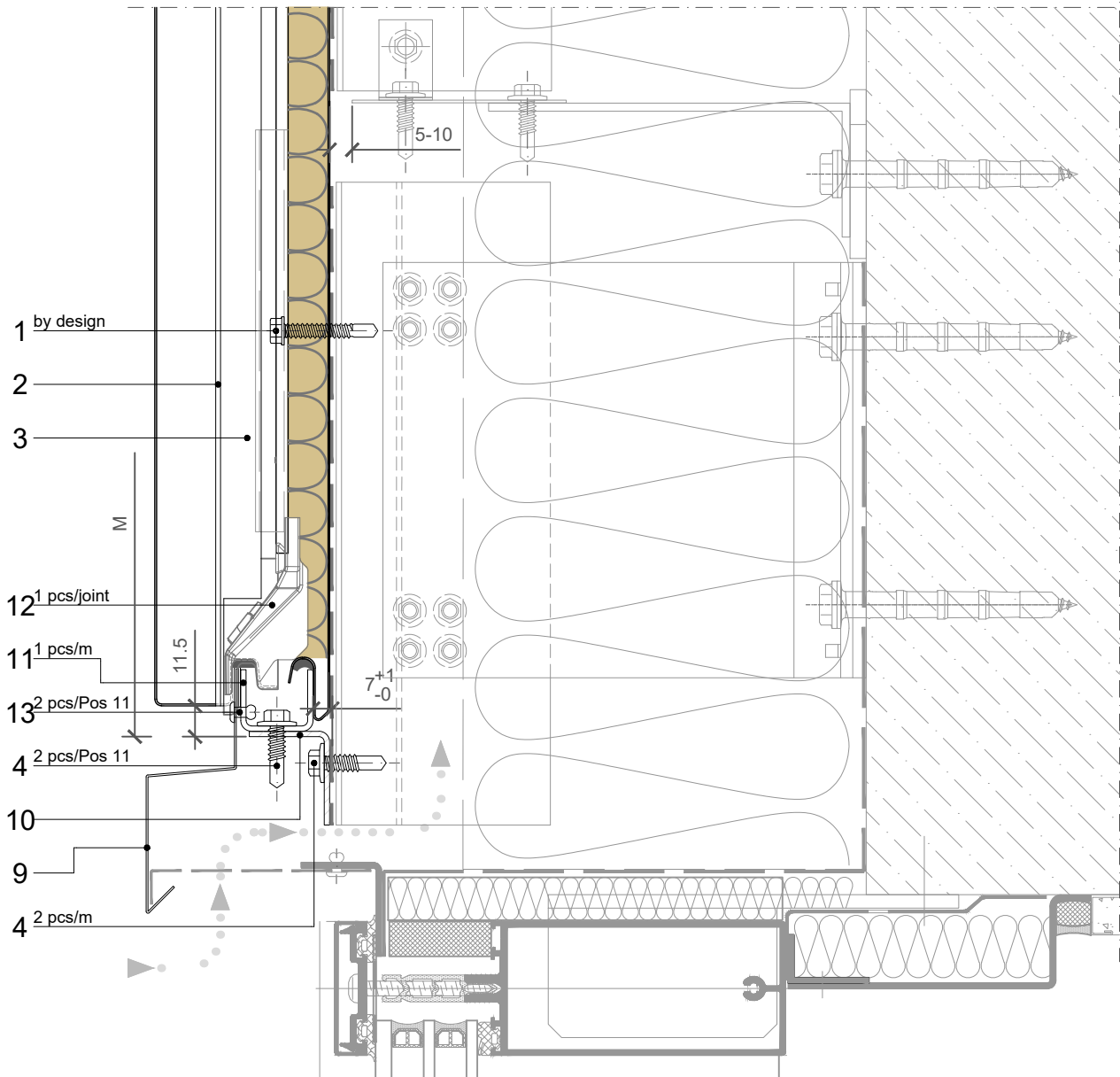
JOINT TYPE

- B - B ○ BF - BF
- B - BF ○ F - B
- BF - B ○ F - BF

BUILDING APPLICATION

- External Facade ○ External Soffit
- Internal Wall ○ Internal Ceiling

VERTICAL CUT



POS.	CODE	ELEMENTS	SCALE: M 1:2.5
1	P039	Fixing screw - The type of screw depends on the material of the substructure	
2	A023	Decorative profile HF40 - recessed look of transversal joint	
3	T052	Transversal gasket	
4	P038	Fixing screw - The type of screw depends on the material of the substructure	
9	O1041	Drip flashing	
10	N1284	L-section 2x30	
11	N429	Cladding element holder L=200mm	
12	T051	EPDM - drip element	
13	K002	Blind rivet 4x10	

OTHER SYSTEM CONNECTION

Trimo Group holds full copyrights on the information and details provided on this media, therefore any unauthorized reproduction and distribution is strictly prohibited.

**HORIZONTAL
INSTALLATION**

**QBISS
SCREEN MW**

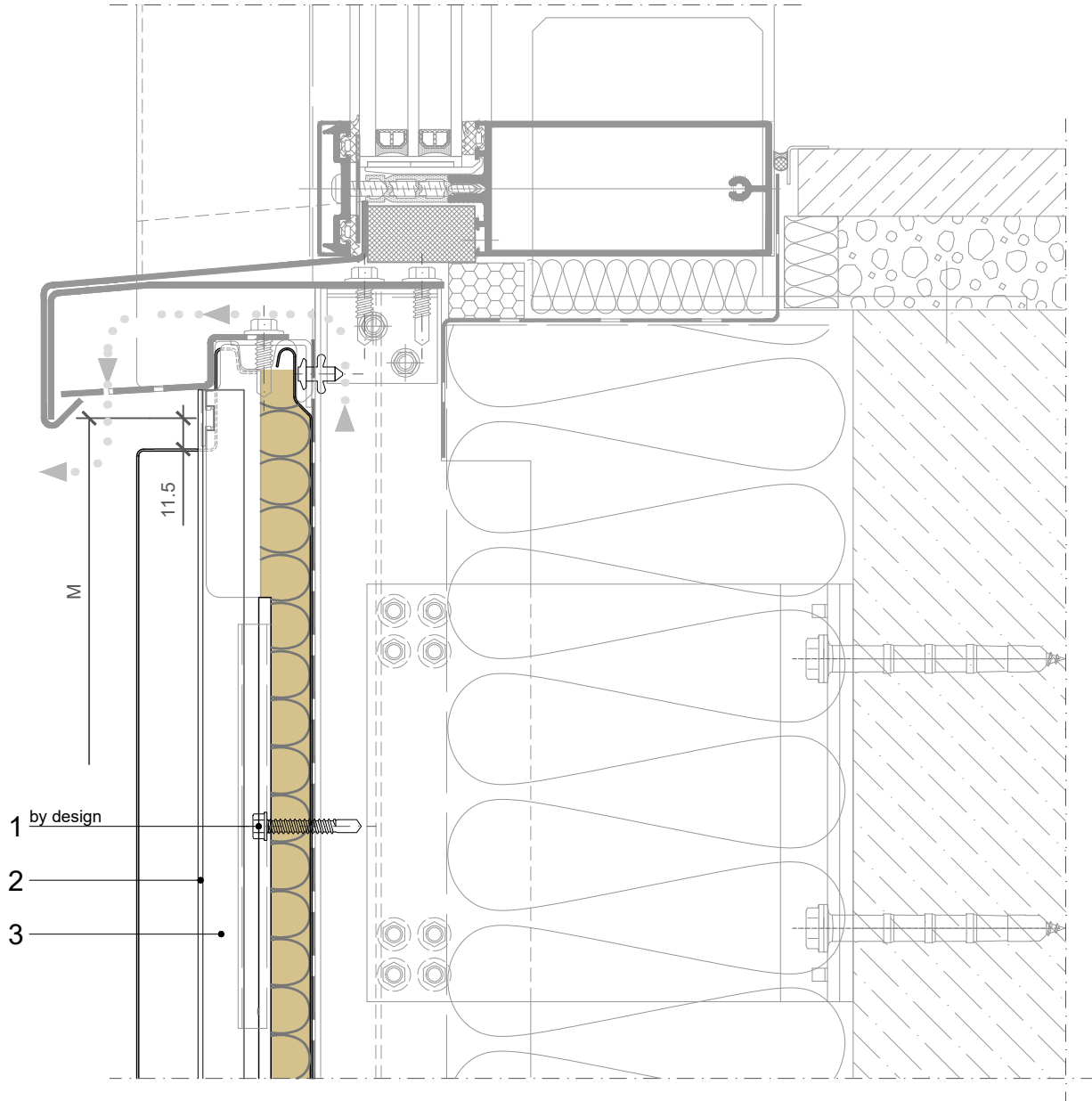
JOINT TYPE

- B - B ○ BF - BF
- B - BF ○ F - B
- BF - B ○ F - BF

BUILDING APPLICATION

- External Facade ○ External Soffit
- Internal Wall ○ Internal Ceiling

VERTICAL CUT



POS.	CODE	ELEMENTS	SCALE: M 1:2.5
1	P039	Fixing screw - The type of screw depends on the material of the substructure	
2	A023	Decorative profile HF40 - recessed look of transversal joint	
3	T052	Transversal gasket	

OTHER SYSTEM CONNECTION

Trimo Group holds full copyrights on the information and details provided on this media, therefore any unauthorized reproduction and distribution is strictly prohibited.

**HORIZONTAL
INSTALLATION**

**QBISS
SCREEN MW**

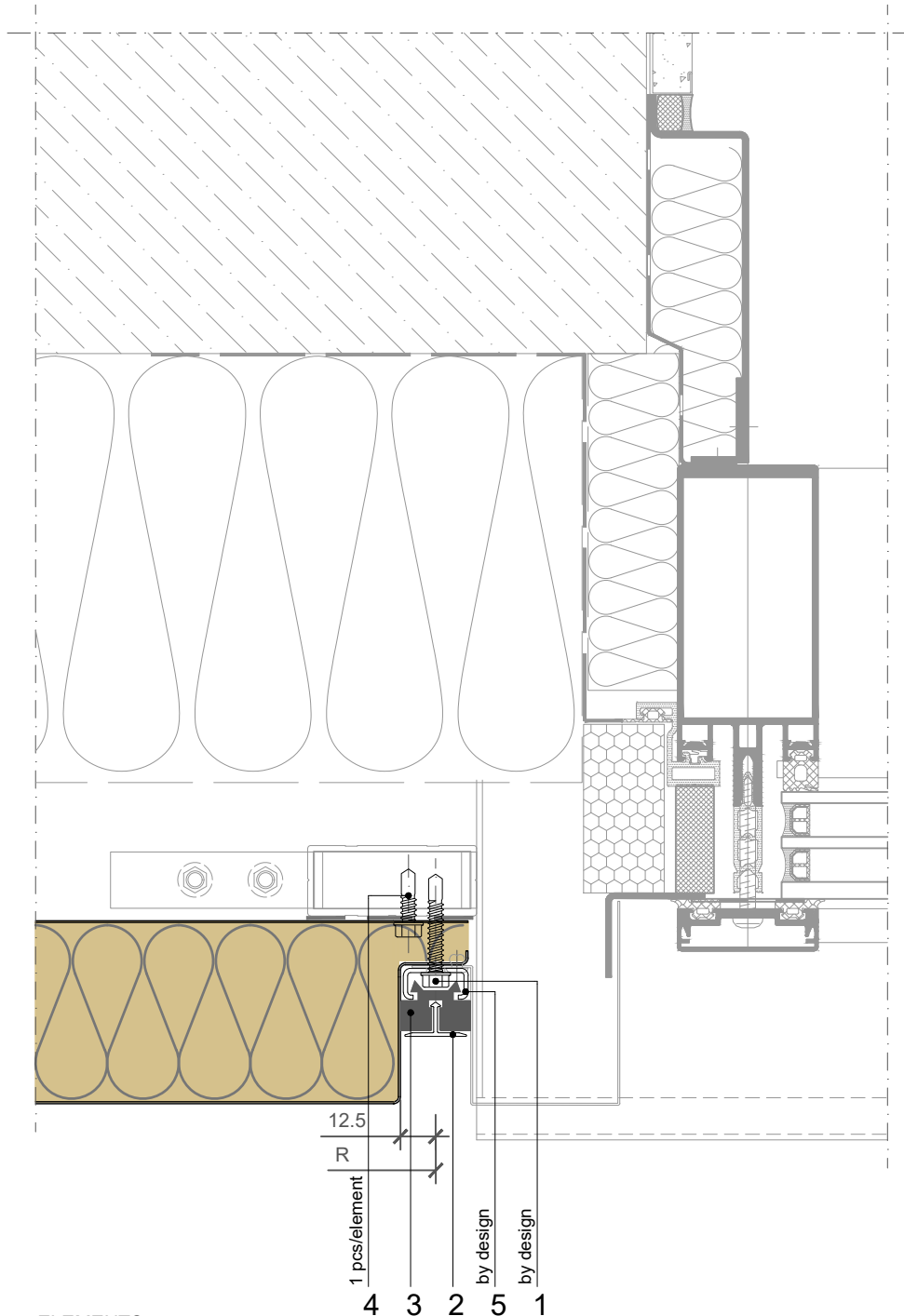
JOINT TYPE

- B - B ○ BF - BF
- B - BF ○ F - B
- BF - B ○ F - BF

BUILDING APPLICATION

- External Facade ○ External Soffit
- Internal Wall ○ Internal Ceiling

HORIZONTAL CUT



POS.	CODE	ELEMENTS	SCALE: M 1:2.5
1	P039	Fixing screw - The type of screw depends on the material of the substructure	
2	A023	Decorative profile HF40 - recessed look of transversal joint	
3	T052	Transversal gasket	
4	P038	Fixing screw - The type of screw depends on the material of the substructure	
5	N637	Fixing pad element	

OTHER SYSTEM CONNECTION

Trimo Group holds full copyrights on the information and details provided on this media, therefore any unauthorized reproduction and distribution is strictly prohibited.

**HORIZONTAL
INSTALLATION**

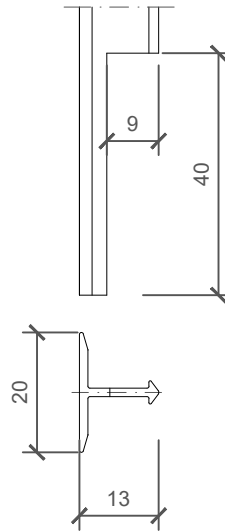
**QBISS
SCREEN MW**

JOINT TYPE

- B - B BF - BF
- B - BF F - B
- BF - B F - BF

BUILDING APPLICATION

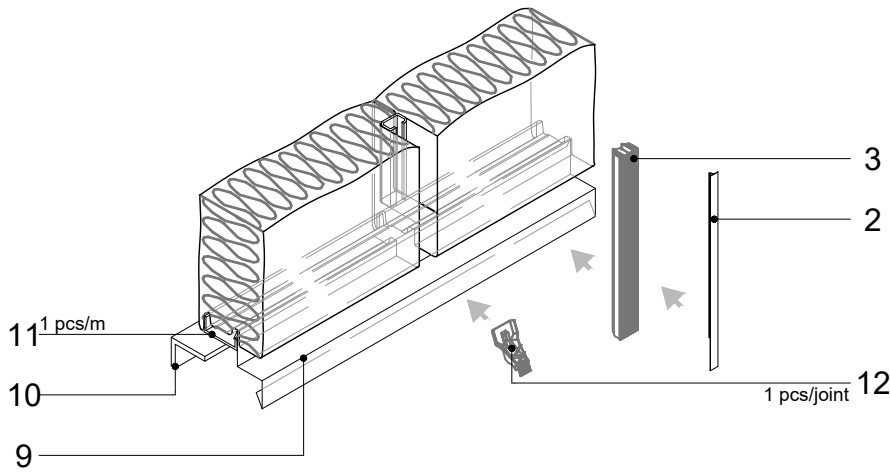
- External Facade External Soffit
- Internal Wall Internal Ceiling



NOTES

- 2_ELEMENT_A023_Decorative profile HF 40 - mechanical treatment

SCALE: M 1:2



NOTES

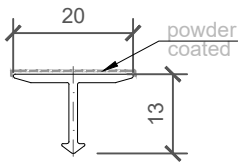
- 12_ELEMENT_T051_EPDM - drip element - installation

POS.	CODE	ELEMENTS
2	A023	Decorative profile HF40 - recessed look of transversal joint
3	T052	Transversal gasket
9	O1041	Drip flashing
10	N1284	L-section 2x30
11	N429	Cladding element holder L=200mm
12	T051	EPDM - drip element

OTHER SYSTEM CONNECTION

Trimo Group holds full copyrights on the information and details provided on this media, therefore any unauthorized reproduction and distribution is strictly prohibited.

2_ELEMENT_A023_Decorative profile HF 40

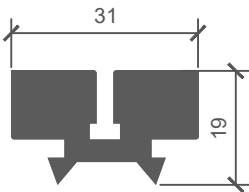


COLOUR	----
LENGHT_1	----
PIECES_1	----
LENGHT_2	----
PIECES_2	----

NOTES

material: EN AW-6061
Lmax = 4000 mm (6000 mm)

3_ELEMENT_T052_Transversal gasket

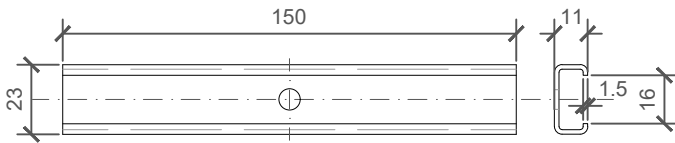


LENGHT_1	----
PIECES_1	----
LENGHT_2	----
PIECES_2	----

NOTES

material: EPDM

5_ELEMENT_N637_Fixing pad element

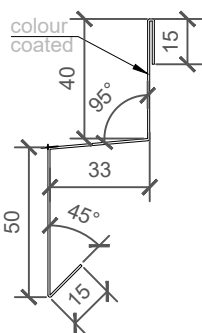


PIECES_1	----
PIECES_2	----

NOTES

material: Zinc - coated metal sheet (1.5 mm)

9_ELEMENT_O1041_Drip flashing

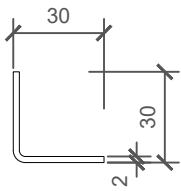


COLOUR	----
LENGHT_1	----
PIECES_1	----
LENGHT_2	----
PIECES_2	----

NOTES

material: Colored metal sheet (0,7 mm)
sheet width: 153 mm
Lmax = 6000 mm

10_ELEMENT_N1284_L-section 2x30

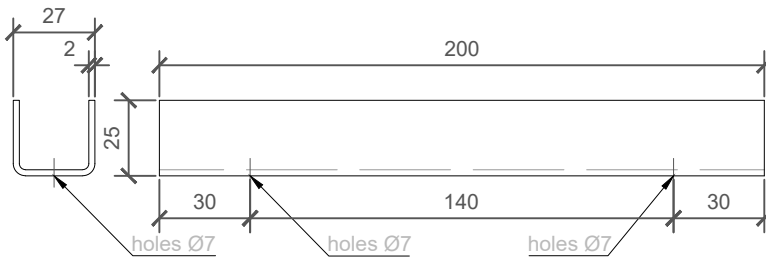


LENGHT_1	----
PIECES_1	----
LENGHT_2	----
PIECES_2	----

NOTES

material: Zinc - coated metal sheet (2 mm) / option: Stainless steel (2 mm)
 sheet width: 56 mm
 Lmax = 4000 mm

11_ELEMENT_N429_Cladding element holder L=200mm

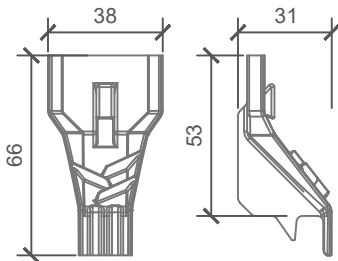


PIECES_1	----
PIECES_2	----

NOTES

material: Zinc - coated metal sheet (2 mm) / option: Stainless steel (2 mm)
 sheet width: 69 mm

12_ELEMENT_T051_EPDM - drip element



PIECES_1	----
PIECES_2	----

NOTES

material: EPDM

TRIMO

TRIMO D.O.O.
PRIJATELJEVA CESTA 12
8210 TREBNJE | SLOVENIJA
T: +386 (0)7 34 60 200
F: +386 (0)7 34 60 127
E: TRIMO@TRIMO-GROUP.COM
W: WWW.TRIMO-GROUP.COM

Trimo Group holds full copyrights on the information and details provided on this media, therefore any unauthorized reproduction and distribution is strictly prohibited. Professional care has been taken to ensure that information/details are accurate, correct, complete and not misleading. However, Trimo (including its subsidiaries) does not accept responsibility or liability for errors or information which is found to be misleading. Information/details on this media are for general purposes only. Use of it is on your own initiative and responsibility for compliance with local laws is yours. Any deviations in details and project solutions are user responsibility. In no event, will Trimo be liable for any loss or damage including without limitation, indirect or consequential loss or damage, or any loss or damage whatsoever arising from loss profits arising out of or in connection with, the use of this media. All information issued by Trimo Group is subject to continuous development and information/details contained on this media are current at date of issue. It is user's responsibility to obtain most up-to-date information from Trimo when information/details are used for project.

The last version of the document is available on www.trimo-group.com. Latest version of published document in English language prevails over other translated language documents.

For information about the delivery of panels see Trimo's General conditions. <https://trimo-group.com/en/trimo/general-conditions-of-sale>